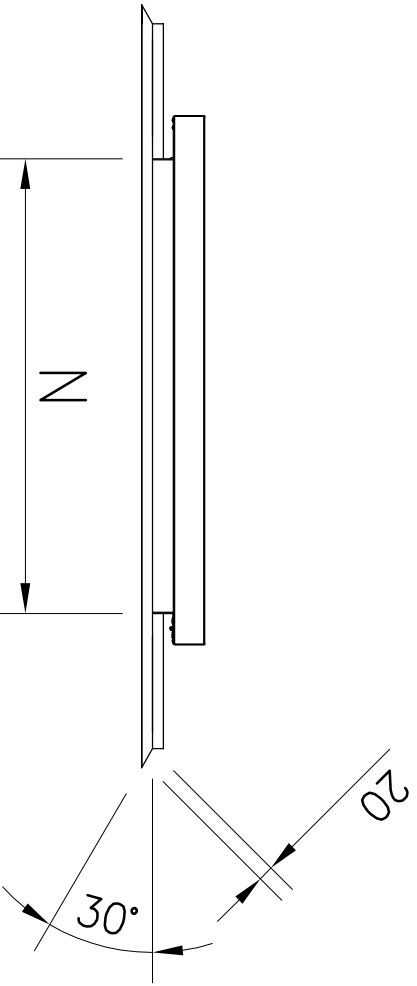
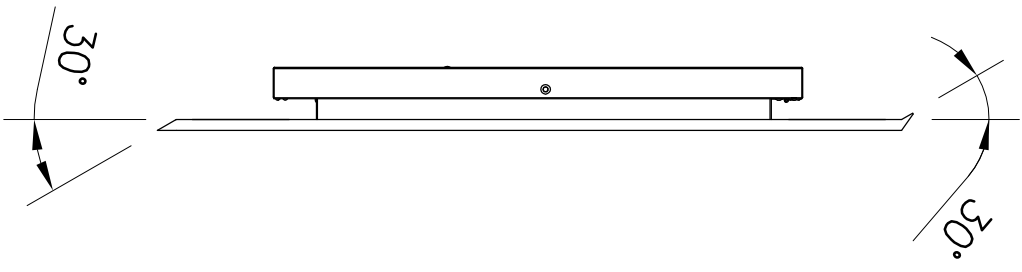


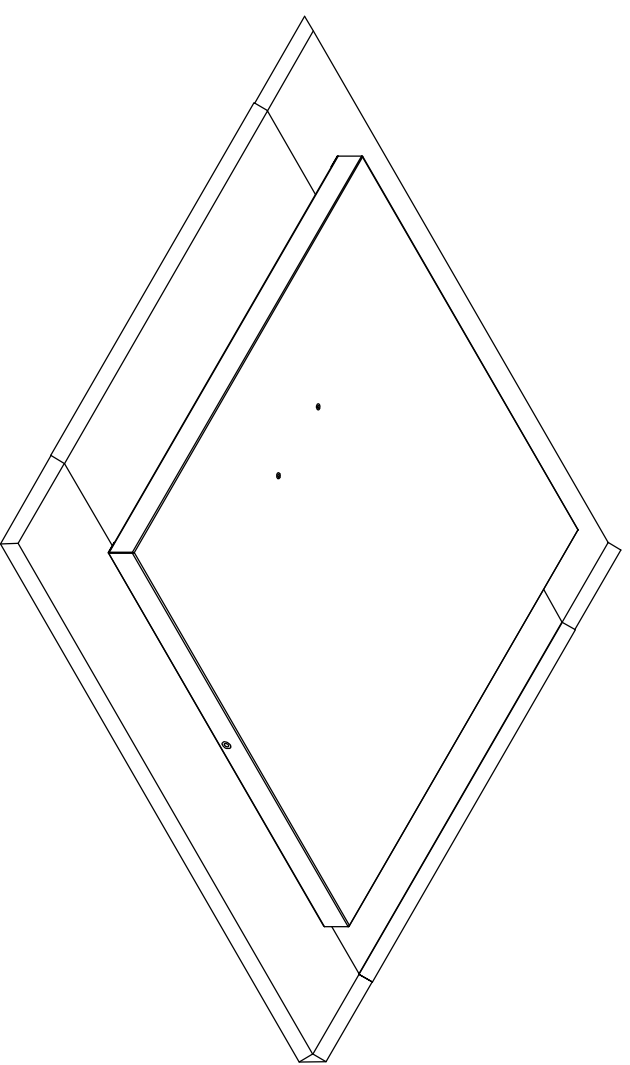
TOP VIEW



FRONT VIEW



SIDE VIEW



ISOMETRIC VIEW

LEGEND:
 A = WIDTH
 B = LENGTH
 N = NOMINAL SIZE

METAL HATCH SQUARE corrugated roof type			
PRODUCT CODE	A (mm)	B (mm)	N (mm)
MH600CT	960	960	600x600
MH800CT	1160	1160	800x800
MH900CT	1260	1260	900x900
MH1000CT	1360	1360	1000x1000

METAL HATCH RECTANGULAR corrugated roof type			
PRODUCT CODE	A (mm)	B (mm)	N (mm)
MH5070CT	860	1060	500x700
MH50110CT	860	1460	500x1100
MH6090CT	960	1260	600x900
MH60120CT	960	1560	600x1200
MH80110CT	1160	1460	800x1100
MH90120CT	1260	1560	900x1200

DO NOT SCALE DRAWINGS, USE FIGURED DIMENSIONS

Rev. Issue / Amendment
 P1 ONLINE OVERVIEW

By App. Date
 GF 25/05/16

Client

SKYSPAN

Project
 ONLINE PRODUCT OVERVIEW

Title
 METAL HATCH (MH)
 CORRUGATED ROOF TYPE



Copyright. THE DESIGN AND DETAILS SHOWN ON THIS DRAWING ARE SPECIFIC TO THIS PROJECT ONLY AND MAY NOT BE REPRODUCED IN WHOLE OR IN PART OR BE USED FOR ANY OTHER PROJECT OR PURPOSE WITHOUT THE WRITTEN CONSENT OF EXPERT ENGINEERING PTY LTD.

12 Tappin Road,
 Hill Top NSW 2416
 © 2015 Skyspan
 All Rights Reserved

Designed
 GF

Scale at A3 Date 30/06/16 Drawn GF

Job No. 0002 Drawing No. MHXXX(CT) Amdt. P1