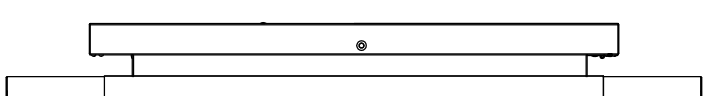
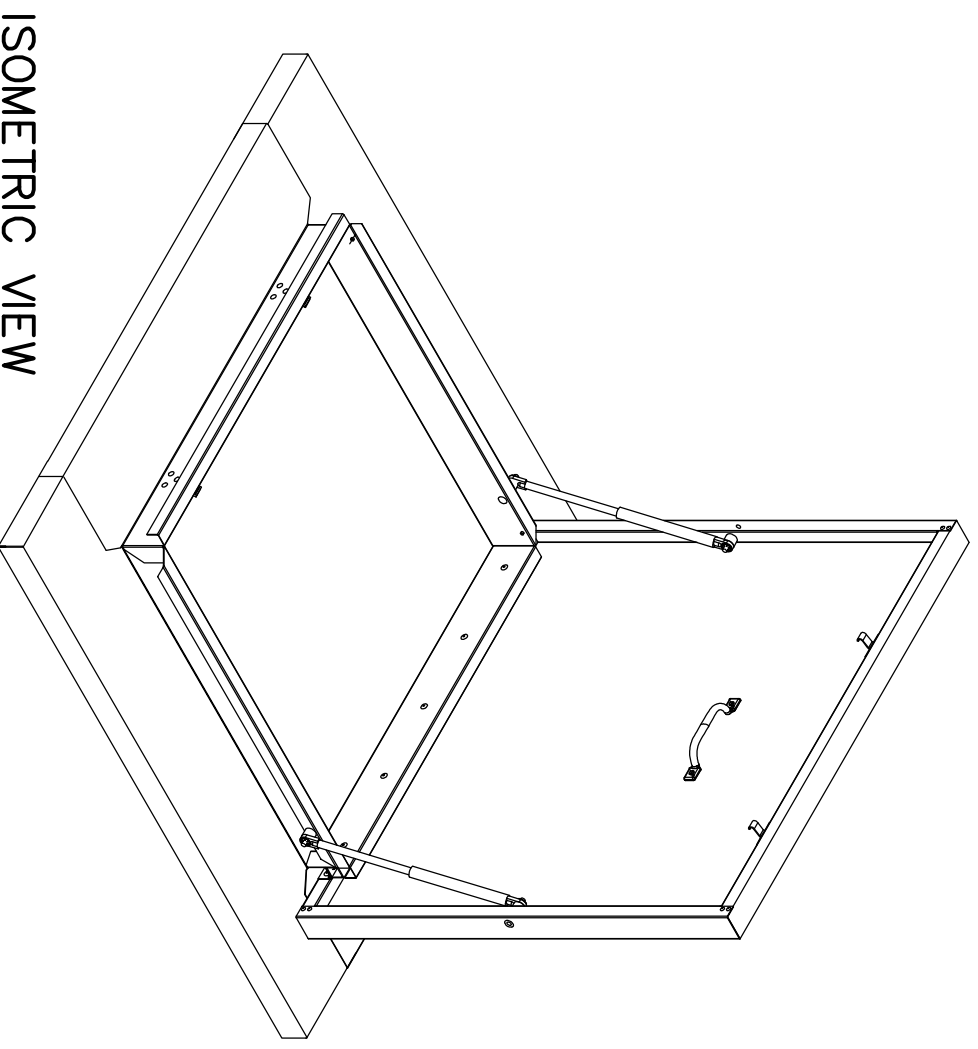


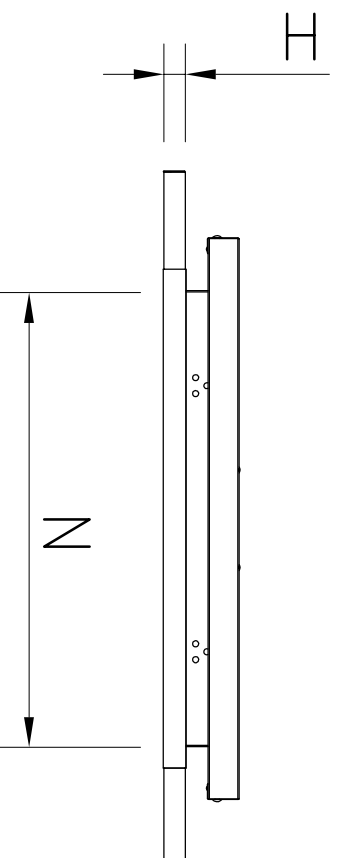
TOP VIEW



SIDE VIEW



ISOMETRIC VIEW



FRONT VIEW

LEGEND:

- A = WIDTH
- B = LENGTH
- H = HEIGHT
- N = NOMINAL SIZE

METAL HATCH SQUARE LYSAGHT TRIMDEK roof type				
PRODUCT CODE	A (mm)	B (mm)	H (mm)	N (mm)
MH600AU	920	920	30	600x600
MH800AU	1120	1120	30	800x800
MH900AU	1220	1220	30	900x900
MH1000AU	1320	1320	30	1000x1000

METAL HATCH RECTANGULAR LYSAGHT TRIMDEK roof type				
PRODUCT CODE	A (mm)	B (mm)	H (mm)	N (mm)
MH5070AU	820	1020	30	500x700
MH50110AU	820	1420	30	500x1100
MH6090AU	920	1220	30	600x900
MH60120AU	920	1520	30	600x1200
MH80110AU	1120	1420	30	800x1100
MH90120AU	1220	1520	30	900x1200

DO NOT SCALE DRAWINGS, USE FIGURED DIMENSIONS

Rev.	Issue / Amendment	By	App.	Date
P1	ONLINE OVERVIEW	GF		30/06/16

Client

SKYSPAN

Project
ONLINE PRODUCT OVERVIEW

The
METAL HATCH (MH)
METAL DECK_LYSAGHT TRIMDEK
ROOF PROFILE

Designed
GF

Scale at A3
Date
30/06/16
Drawn
GF

Job No.
0002
Drawing No.
A\XXX(AU)
Amdt.
P1



12 Tingo Road,
Hill Top
© 2015 Skyspan
All Rights Reserved

COPYRIGHT: THE DESIGN AND DETAILS SHOWN ON THIS DRAWING ARE SPECIFIC TO THIS PROJECT ONLY AND MAY NOT BE REPRODUCED IN WHOLE OR IN PART OR BE USED FOR ANY OTHER PROJECT OR PURPOSE WITHOUT THE WRITTEN CONSENT OF EXPERT ENGINEERING PTY LTD.