



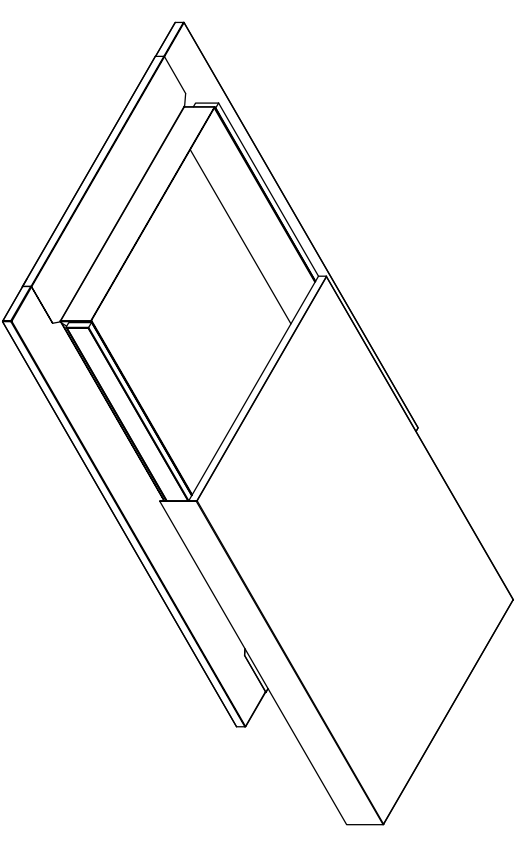
TOP VIEW



SIDE VIEW



FRONT VIEW



ISOMETRIC VIEW

SLIDING METAL HATCH KLIPLÖK CLASSIC roof type				
PRODUCT CODE	A (mm)	B (mm)	H (mm)	PRODUCT SIZE (mm)
MSH801200AU	1100	1500	40	800x1200
MSH900AU	1200	1200	40	900x900
MSH1001500AU	1300	1800	40	1000x1500

DO NOT SCALE DRAWINGS, USE FIGURED DIMENSIONS

Rev. Issue / Amendment
P1 ONLINE OVERVIEW

By App. Date
GF 27/07/16

Client

SKYSPAN

Project
ONLINE PRODUCT OVERVIEW

The
SLIDING HATCH
METAL DECK_KLIPLÖK CLASSIC
ROOF PROFILE

Designed

GF

Scale at A3

Date

27/07/16

Drawn

GF

Job No.

0002

Drawing No.

MSH(AU)

Amtd.

P1



SKYSPAN
AUSTRALIA PTY LTD

12 York Road,
Newport
© 2016 Skyspan
All Rights Reserved.

Copyright: THE DESIGN AND DETAILS SHOWN ON THIS DRAWING ARE SPECIFIC TO THIS PRODUCT ONLY, AND MAY NOT BE REPRODUCED IN WHOLE OR IN PART OR BE USED FOR ANY OTHER PROJECT OR PURPOSE WITHOUT THE WRITTEN CONSENT OF EVENT ENGINEERING PTY LTD.