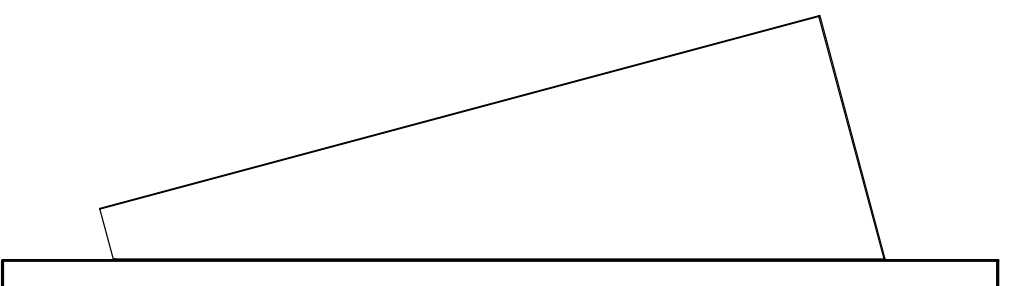
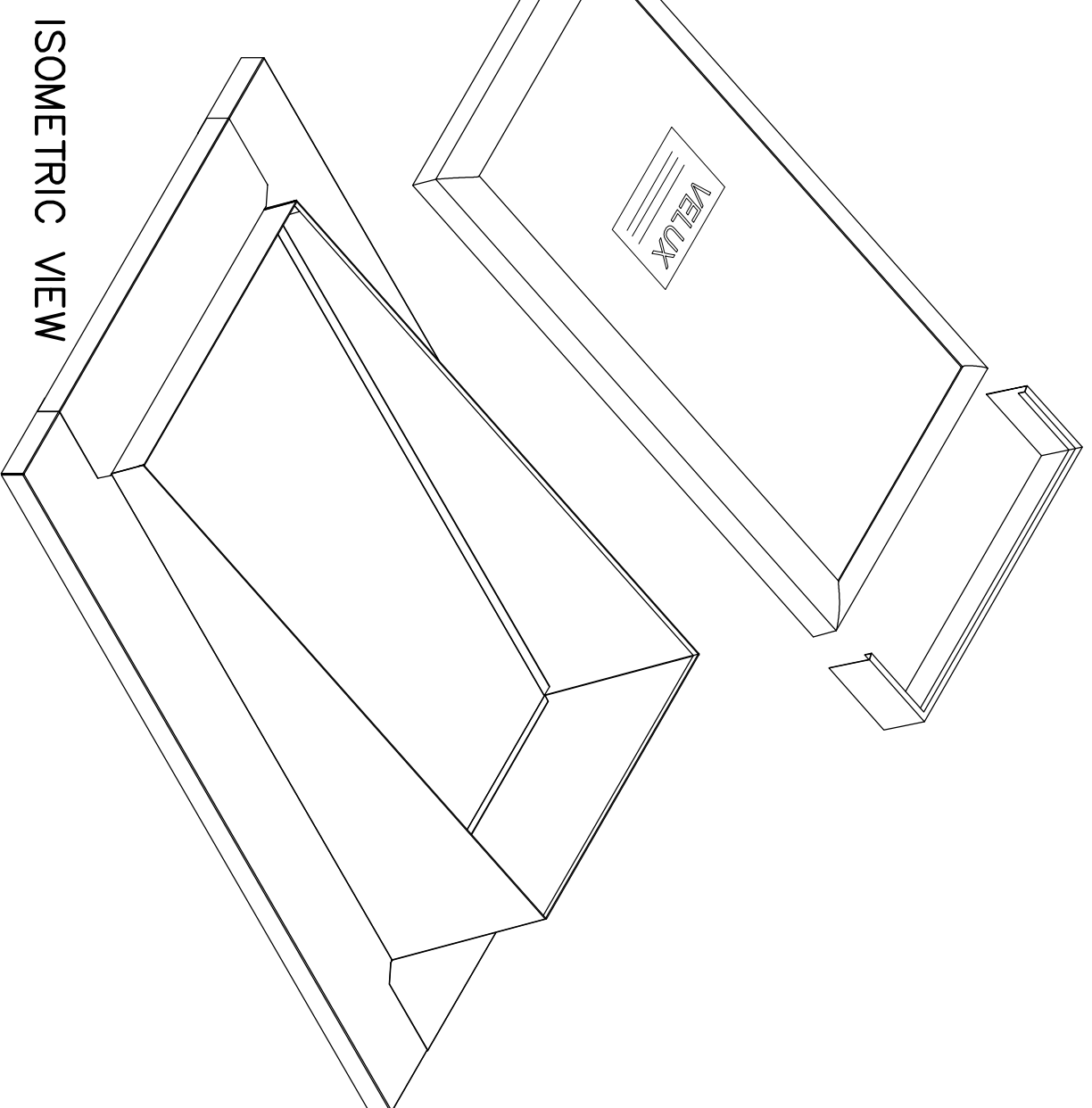


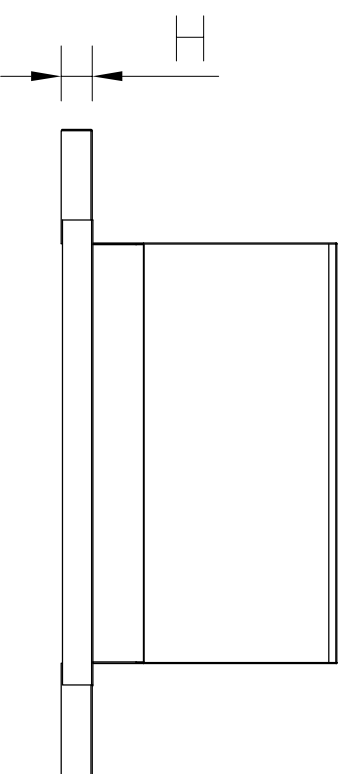
TOP VIEW



SIDE VIEW



ISOMETRIC VIEW



FRONT VIEW

**LEGEND:**  
 A= WIDTH  
 B= LENGTH  
 H= HEIGHT

SKYSPAN PRODUCT CODE	VELUX PRODUCT CODE	A (mm)	B (mm)	H (mm)	SKYLIGHT SIZE (mm)
V15-5570PAAU	C01	855	1040	40	550x700
V15-5578PAAU	C02	855	1120	40	550x780
V15-5598PAAU	C04	855	1320	40	550x980
V15-55118PAAU	C06	855	1520	40	550x1180
V15-55140PAAU	C08	855	1740	40	550x1400
V15-78118PAAU	M04	1085	1320	40	780x980
V15-78118PAAU	M06	1085	1520	40	780x1180
V15-78140PAAU	M08	1085	1740	40	780x1400
V15-11470PAAU	S01	1445	1040	40	1140x700
V15-114118PAAU	S06	1445	1520	40	1140x1180

PITCH ADAPTOR 15° KLIPLOK\_CLASSIC roof type

DO NOT SCALE DRAWINGS, USE FIGURED DIMENSIONS

Rev. Issue / Amendment  
 P1 ONLINE OVERVIEW

By App. Date  
 GF 12/07/16

Client

SKYSPAN

Project  
 ONLINE PRODUCT OVERVIEW

The  
 PITCH ADAPTOR 15°  
 METAL DECK\_KLIPLOK\_CLASSIC  
 ROOF PROFILE



12 York Road,  
 Newstead  
 © 2016 SkySpan  
 All Rights Reserved.

Copyright: THE DESIGN AND DETAILS SHOWN ON THIS DRAWING ARE SPECIFIC TO THIS PRODUCT ONLY, AND MAY NOT BE REPRODUCED IN WHOLE OR IN PART OR BE USED FOR ANY OTHER PROJECT OR PURPOSE WITHOUT THE WRITTEN CONSENT OF EVENT ENGINEERING PTY LTD.

Designed  
 GF

Scale of A3  
 / Date  
 12/07/16 Drawn  
 GF

Job No. 004 Drawing No. V15-PA(AU) Amdt. P1