

# Wholesale Range 2025

*Utilizing Nature's Gift.®*



**SKYSPAN**  
AUSTRALIA PTY LTD





**SKYSPAN**  
AUSTRALIA PTY LTD

Skyspan is an Australian owned and operated family business which began operations in 1980. We have gained a reputation of producing the highest quality in skylight products due to our in-house design, manufacturing, and quality control, backed with customer service second to none.

We offer a complete range of products ranging from small tubular skylights through to large architectural concepts suitable for any modern residential or commercial requirement.

We stand behind every product we manufacture. Our confidence in the quality of our product is proven by the fact we offer a 7 year warranty across our range.

*The Skyspan Team*







## Skyspan Product Range

### Polymer Dome Skylights

TL - Sunpipe™ Flex	10
SL - Traditional Skylights	14
SL-FSK - Flexible Shaft Skylight Kit	32
TFD - Frame & Dome	38
CSL - Circular Skylight	42
PY - Pyramid Skylight	48

### Glass Skylights

GTL - Sunpipe™ Blaze	56
GSL - Glass Skylight Fixed	48
GSL-FSK - Flexible Shaft Glass Skylight	66
SFG - Frame & Glass	72
GSW - Glass Skylight Manual Opening	76
GCSL - Glass Circular Skylights	80

### Roof Access Hatchways

MH, MHD & MHH - Roof Access Hatches	86
MHC - Cyclone Hatch	96
SLH - Skylight Hatch	98
MSH - Ezi-Slider® Hatch	102
GHMO - Glass Hatch	106

### Accessories

Replacement Dome	112
Skylight Fans	120
Soaker Tray	122
Security Grill	123
FSK Accessories	124
Sunpipe Accessories	131

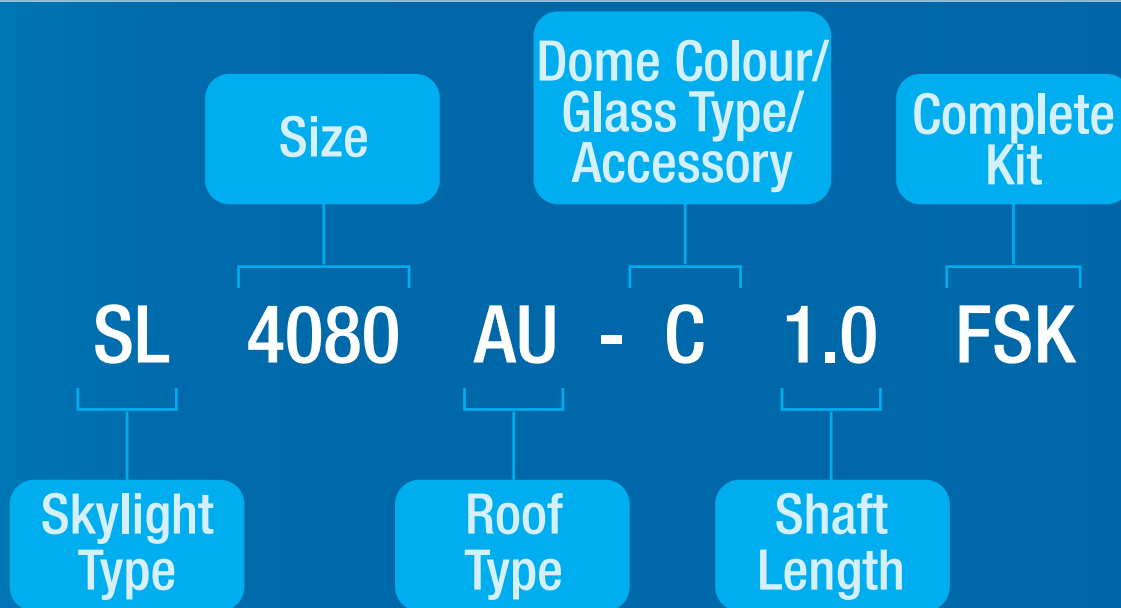
### Velux Custom Flashings

FCM, VCM & VCS Flat Skylight Flashings 0°	134
FCM, VCM & VCS Flat Skylight Flashings 5°	138
FS, VS, VSE & VSS Pitched Skylight Flashings 0°, 7° & 15°	142
GGL, GPL Pitched Roof Window Flashing 0°	150

**Powder Coating** 154

**Delivery Times** 157

# Ordering Code Formula



## Code Explainer

### Skylight Type

#### Polymer Dome Skylights

<b>TL</b>	Sunpipe™ Flex
<b>SL</b>	Traditional Skylight
<b>SLV</b>	Traditional Skylight Vented
<b>TFD</b>	Frame & Dome
<b>CSL</b>	Circular Skylight
<b>PY</b>	Pyramid Skylight

#### Glass Skylights

<b>GTL</b>	Sunpipe™ Blaze
<b>GSL</b>	Glass Skylight
<b>GSLV</b>	Glass Skylight Vented
<b>GSW</b>	Glass Skylight - Opening
<b>SFG</b>	Frame & Glass
<b>GCSL</b>	Glass Circular Skylight

#### Roof Access Hatchways

<b>MH</b>	Single Skin Hatch
<b>MHD</b>	Double Skin Hatch
<b>MHH</b>	Heavy Duty Hatch
<b>MHC</b>	Cyclone Hatch
<b>SLH</b>	Skylight Hatch
<b>MSH</b>	Ezi-Slider Hatch®
<b>GHMO</b>	Manual Opening Glass Hatch

#### Velux Custom Flashings

<b>V</b>	Velux Roof Skylight Flashing
<b>VK</b>	Velux Roof Window Flashing

### Roof Type

<b>AU</b>	Metal Deck
<b>CT</b>	Corrugated
<b>TU</b>	Tile
<b>CS</b>	Corrimate®
<b>CM</b>	Curb Mount
<b>HB</b>	Hob Mount

### Dome Colour

<b>C</b>	Clear Dome
<b>O</b>	Opal Dome
<b>T</b>	Tint Dome

### Glass Type

<b>SG</b>	Single Glazed
<b>DG</b>	Double Glazed

### Complete Kit

<b>FSK</b>	Flexible Shaft Kit
------------	--------------------

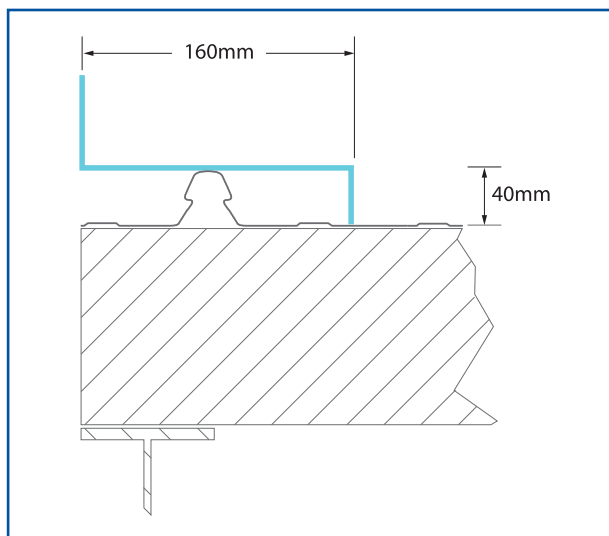
### Accessory

<b>D</b>	Replacement Dome
<b>SOT</b>	Set of Trims
<b>DMF</b>	Dome Mounted Fan
<b>SLF</b>	Skylight Fan
<b>ST</b>	Soaker Tray
<b>SSG</b>	Skylight Security Grill
<b>FS</b>	Flexible Shaft Replacement
<b>COL</b>	Collar Replacement
<b>K12</b>	2.5mm K12 Prismatic Diffuser
<b>WG</b>	4.5mm WarmGlo Diffuser
<b>LG</b>	Egg Crate/Light Grid Diffuser
<b>MD</b>	Moulded (Vented) K12 Diffuser
<b>TBF</b>	White Ceiling T Bar Frame
<b>SCR</b>	Skylight Ceiling Ring (Sunpipe)

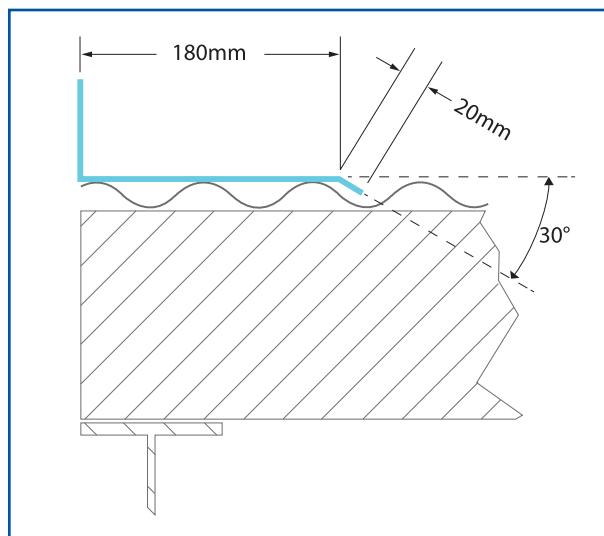


## Roof Type - Flashing Profile

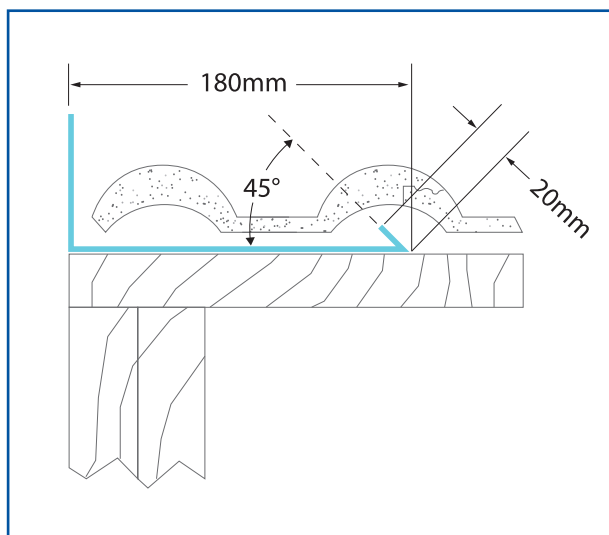
### AU (Apron Uprand) - Metal Deck



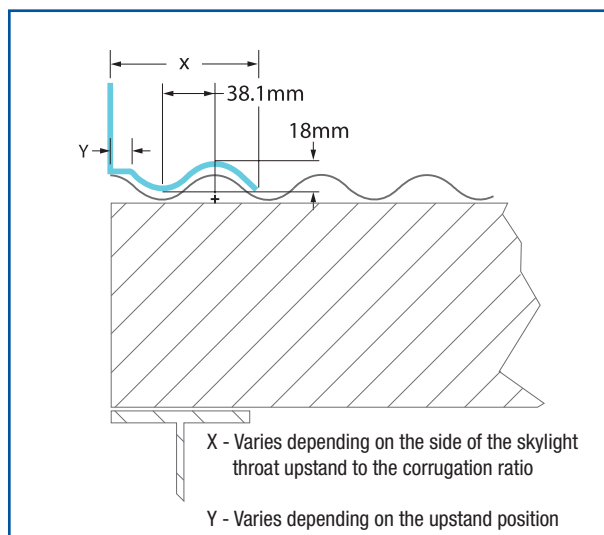
### CT (Corrugated Tray) - Corrugated



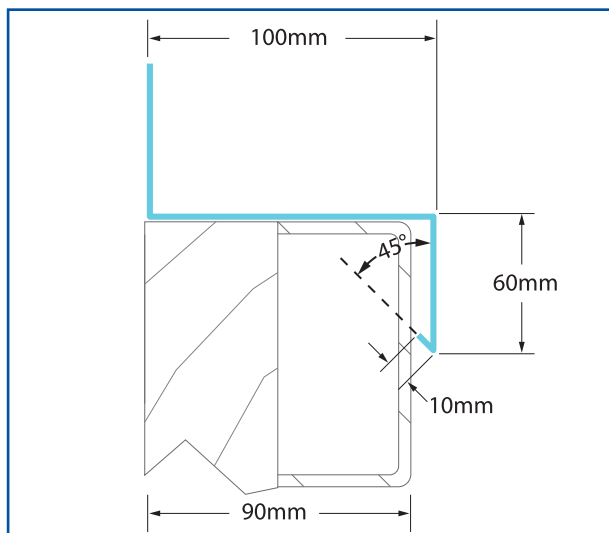
### TU (Tile Uprand) - Tile



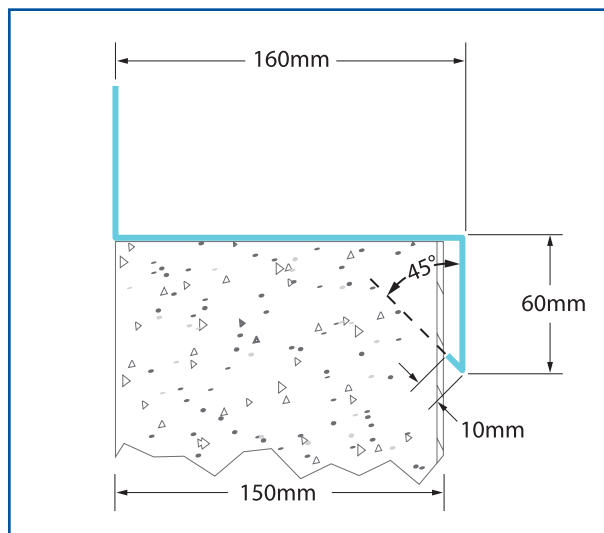
### CS (Corrugated Sheet) - Corrimate®



### CM (Curb Mount) - Curb Mount (Steel/Timber)



### HB (Hob) - Hob Mount (Concrete)

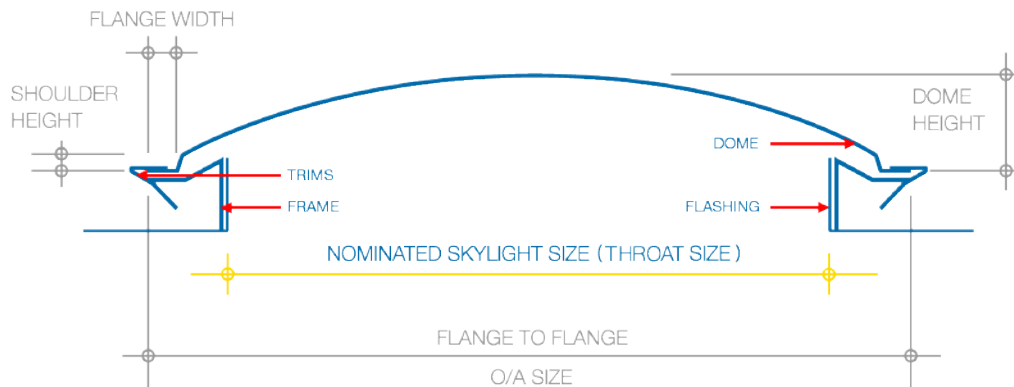




# SKYLIGHT DATA SHEET

## TRADITIONAL SKYLIGHT ASSEMBLY

### Square & Rectangular

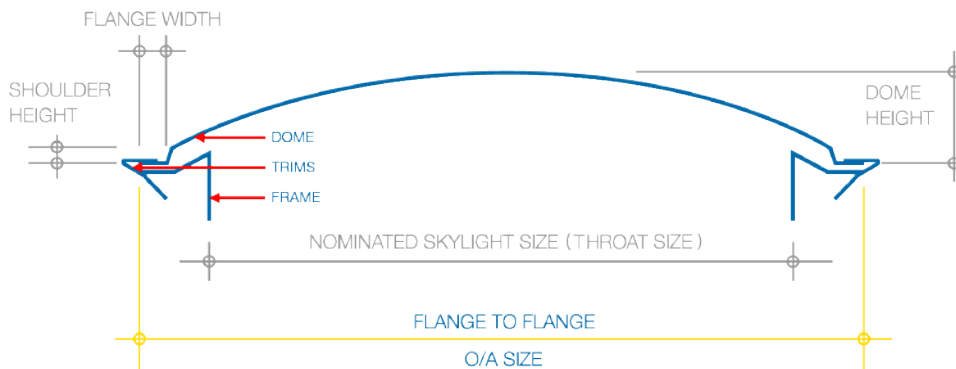


<b>**Nominated Skylight Size</b>	_____ mm      x      _____ mm	
<b>*Flange to Flange Size</b>	_____ mm      x      _____ mm	
<b>*Frame &amp; Flashing Material Type</b>	<input type="checkbox"/> 0.75mm Standard Zinalume Steel <input type="checkbox"/> 0.55mm Colorbond Steel [Add Colour _____] <input type="checkbox"/> 0.7mm Galvanised Steel <input type="checkbox"/> 0.55mm Colorbond Ultra Steel [Add Colour _____] <input type="checkbox"/> 0.7mm Stainless Steel <input type="checkbox"/> 0.7mm Copper <input type="checkbox"/> 0.7mm Aluminium	
<b>*Flashing Colour</b>	<input type="checkbox"/> Mill Finish <input type="checkbox"/> Powder Coat Colorbond Colour _____	
<b>**Dome Colour</b>	<input type="checkbox"/> Opal <input type="checkbox"/> Clear <input type="checkbox"/> Tint	<b>**Polymer Dome Material Type</b> <input type="checkbox"/> Acrylic <input type="checkbox"/> Polycarbonate
<b>Note</b>	<p>For replacement traditional skylight assembly (frame and flashing included), we only need the "nominated skylight size" (or "throat size").</p> <p>Flange-to-flange dimensions are only for dome-only replacements. Due to historical variations among manufacturers, the "nominated skylight size" may not match your existing dome's flange-to-flange measurement.</p> <p>Standard Skyspan dome Flange to Flange size is 145mm larger than nominated skylight size (throat size) (500mm skylight plus 145mm = 645mm Flange to Flange size)</p>	

**Legend: \*\*Critical Measurement needed    \*Useful Dimensions (but not essential)**



# DOME DATA SHEET DOME REPLACEMENT ONLY Square & Rectangular



<b>**Flange to Flange Size</b>	_____ mm      x      _____ mm		
<b>**Shoulder Height</b>	<input type="checkbox"/> Standard (16mm)	or Specify	_____ mm
<b>**Dome Height</b>	<input type="checkbox"/> Standard	or Specify	_____ mm
<b>*Flange Width</b>	<input type="checkbox"/> Standard (22mm)	or Specify	_____ mm
<b>**Dome Colour</b>	<input type="checkbox"/> Opal <input type="checkbox"/> Clear <input type="checkbox"/> Tint	<b>**Polymer Dome Material Type</b>	<input type="checkbox"/> Acrylic <input type="checkbox"/> Polycarbonate
<b>Note</b>	<p>Standard skylight dome shoulder height is 16mm. Also available in 32mm. Standard skylight dome flange widths are 22mm. Flange widths are also available in custom sizes.</p> <p>Standard Skyspan dome Flange to Flange size is 145mm larger than the nominated skylight size (throat size) (500mm skylight plus 145mm = 645mm Flange to Flange size)</p>		

**Legend: \*\*Critical Measurement needed    \*Useful Dimensions (but not essential)**





# Polymer Dome Skylights



**SKYSPAN**  
AUSTRALIA PTY LTD


All content of this catalogue including text and images are Copyright © Skyspan Australia Pty Ltd. 2025



Sunpipe Flex (TL)



Traditional Skylight (SL)



Frame & Dome (TFD)



Flexible Shaft Skylight Kit (SL-FSK)



Circular Skylight (CSL)



Pyramid Skylight (PY)



The Skyspan Sunpipe Flex skylights is one of the most economical and cost effective ways of utilising nature's gift and providing natural light and ventilation to any room. The highly reflective flexible shaft carries natural light directly to your room providing an atmosphere of freshness and vitality.



## Sunpipe™ Flex - TL

The flexible shaft eliminates the need for a costly light shaft construction and gives the ability to navigate around obstructive roof structures or resolve the complication of the ceiling penetration not directly aligning with the roof penetration and thereby saves both time and money.



- One-piece leakproof flashing
- High performance – more light with less heat
- Ray attractor refracts low level light increasing efficiency
- Australian made quality



The Skyspan Sunpipe Flex Skylight is manufactured to comply with the Australia Standard AS4285 and is covered by a seven (7) year guarantee.



**SKYSPAN**  
AUSTRALIA PTY LTD



## WHERE TO USE

Suitable for any room where structurally compatible.

Ideal for:



HALLWAY



BEDROOM



TOILET



GAMES ROOM



DINING ROOM



BATHROOM

## VENTILATION TYPES

**Non Vented** The Skylight has no ventilation system. This is the standard Skylight and is used in most rooms.

**Passive Ventilation** The frame under the dome is perforated, this allows for hot air to naturally rise, taking with it steam and odors are drawn outside. Only available in 400mm.

## Concave Diffuser

Available in both Prismat® & WarmGlo®

Prismat®



WarmGlo®



## Flat Diffuser

Available in both Prismat® & WarmGlo®


Prismat®




WarmGlo®




CORRIMATE®



METALDECK




TILE



## DIFFUSER TYPES

**Prismat®** The standard diffuser is a Clear Prismatic Diffuser that eliminates glare and produces an even spread of light by the female conical prism refracting properties.

**WarmGlo®** The option diffuser is available in both flat and convex shape. The WarmGlo Diffuser is a frosted white translucent diffuser that eliminates glare and produces a bright light that is softened for visual comfort.



Prismat®



WarmGlo®





#### INCLUSIONS

- Flexible Shaft
- Collar
- Diffuser
- Ceiling Trim



#### MANUFACTURE

##### Flashing and Frame

###### STANDARD MATERIALS

0.75mm Zincalume® steel for superior strength.

###### STANDARD FINISH

Mill

###### CUSTOM FINISH

Powder coated to match Colorbond® colour range. See pg. 154

##### Dome

###### STANDARD MATERIALS

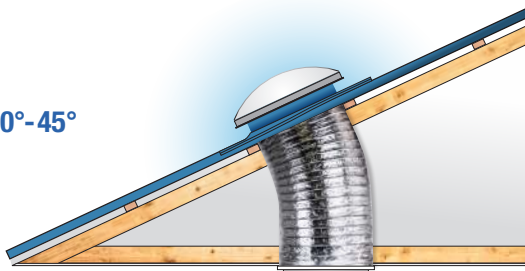
Formed 3mm acrylic.

###### STANDARD COLOUR

Clear

#### TYPICAL INSTALLATION

Roof pitch range: 0°-45°



ENERGY RATING\*

VLT 98% / SC .098 / SHGC .85 / U-Value 5.5



BAL RATING - LOW

Complies with Bushfire AS 3959-2009

\* Energy rating figures refer to clear acrylic glazing only.



#### RAY ATTRACTOR

Skyspan Sunpipe™ products feature a MIRO-SILVER® Ray Attractor band at the top of the shaft. With a mirror like reflective surface of 98% light reflectivity this catches the sun's rays and bounces them down the shaft. The Ray Attractor is most effective at low sun angles of morning and afternoon, allowing daylight to illuminate your rooms for extra hours each day.



TECHNICAL DRAWINGS



INSTALLATION  
INSTRUCTIONS



BUY ONLINE



**SKYSPAN**  
AUSTRALIA PTY LTD

**Sunpipe™ Flex - Non Vented (TL)**

Stock Sizes Ships in 1-2 Business Days (Add 2 Days for Powder Coating)

Diameter	Roof Type	Flexible Shaft Kit Inc. Ceiling Trim and Diffuser	Shaft Length	Vented	Code
300mm	Metaldeck	-	Top Assembly Only	-	TL300AU
	Metaldeck	x	2.0m	-	TL300AU2.0FSK
	Metaldeck	x	3.0m	-	TL300AU3.0FSK
	Corrimate®	-	Top Assembly Only	-	TL300CS
	Corrimate®	x	2.0m	-	TL300CS2.0FSK
	Corrimate®	x	3.0m	-	TL300CS3.0FSK
	Tile	-	Top Assembly Only	-	TL300TU
	Tile	x	2.0m	-	TL300TU2.0FSK
	Tile	x	3.0m	-	TL300TU3.0FSK
400mm	Metaldeck	-	Top Assembly Only	-	TL400AU
	Metaldeck	x	2.0m	-	TL400AU2.0FSK
	Metaldeck	x	3.0m	-	TL400AU3.0FSK
	Corrimate®	-	Top Assembly Only	-	TL400CS
	Corrimate®	x	2.0m	-	TL400CS2.0FSK
	Corrimate®	x	3.0m	-	TL400CS3.0FSK
	Tile	-	Top Assembly Only	-	TL400TU
	Tile	x	2.0m	-	TL400TU2.0FSK
	Tile	x	3.0m	-	TL400TU3.0FSK
500mm	Metaldeck	-	Top Assembly Only	-	TL500AU
	Metaldeck	x	2.0m	-	TL500AU2.0FSK
	Metaldeck	x	3.0m	-	TL500AU3.0FSK
	Corrimate®	-	Top Assembly Only	-	TL500CS
	Corrimate®	x	2.0m	-	TL500CS2.0FSK
	Corrimate®	x	3.0m	-	TL500CS3.0FSK
	Tile	-	Top Assembly Only	-	TL500TU
	Tile	x	2.0m	-	TL500TU2.0FSK
	Tile	x	3.0m	-	TL500TU3.0FSK

**Sunpipe Flex - Vented (TLV)**

Stock Sizes Ships in 1-2 Business Days (Add 2 Days for Powder Coating)

Diameter	Roof Type	Flexible Shaft Kit Inc. Ceiling Trim and Diffuser	Shaft Length	Vented	Code
400mm	Metaldeck	-	Top Assembly Only	x	TLV400AU
	Metaldeck	x	2.0m	x	TLV400AU2.0FSK
	Metaldeck	x	3.0m	x	TLV400AU3.0FSK
	Corrimate®	-	Top Assembly Only	x	TLV400CS
	Corrimate®	x	2.0m	x	TLV400CS2.0FSK
	Corrimate®	x	3.0m	x	TLV400CS3.0FSK
	Tile	-	Top Assembly Only	x	TLV400TU
	Tile	x	2.0m	x	TLV400TU2.0FSK
	Tile	x	3.0m	x	TLV400TU3.0FSK

# Traditional Skylights - SL

The Traditional Skylight is the most common Skylight, it has proved itself in Australia's climate as a tough and resilient product for over 45 years.

A beautiful rich natural light is provided that is then softened and rounded by the opal dome that filters the harsh direct rays from the sun. Traditional Skylights are installed to the roof and connected to the room below by a Gyprock shaft. Rooms are provided with natural light and the option of ventilation, away from the exterior walls, in a cost and energy efficient way. The Traditional Skylight is designed for economy, a low roof silhouette and easy installation whilst bringing in abundant natural light.



The Skyspan Traditional Skylight is manufactured to comply with the Australia Standard AS4285 and is covered by a **seven (7) year guarantee**.






CORRUGATED (CT)



HOB MOUNT/CURB MOUNT (HB/CM)



METALDECK (AU)



TILE (TU)





## WHERE TO USE

Skyspan's Traditional skylight fit all Australian roof types including Corrugated, Metaldecks, Tile Roofs and Concrete Roofs. Suitable for any room where structurally compatible.

Ideal for:



HALLWAY



BEDROOM



TOILET



GAMES ROOM



DINING ROOM



BATHROOM

## VENTILATION TYPES

- Non Vented** The skylight has no ventilation system. This is the standard skylight and is used in most rooms.
- Passive Ventilation** The frame under the dome is perforated. This allows for hot air to naturally rise drawing steam and odours outside.
- Skylight Fan** An exhaust fan fixed inside the skylight mechanically draws up air, steam and odours before forcing them outside via the ventilation perforations in the skylight frame.

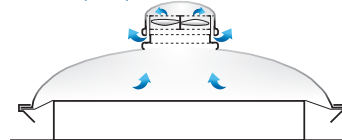
### Non Vented



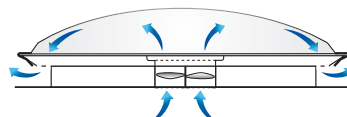
### Passive Ventilation



### Dome Fan (DMF)



### Skylight Fan (SLF)

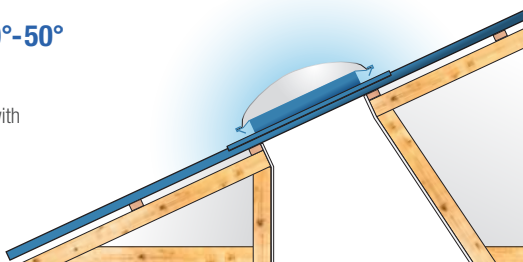


## TYPICAL INSTALLATION

Roof pitch range: 0°-50°

Traditional skylight shown installed with typical plasterboard light shaft.

(Flexible Shaft Kits available - see page 10)




Dome fans are sold as an accessory, see pg. 120



**SKYSPAN**  
AUSTRALIA PTY LTD





## MANUFACTURE

### Flashing and Frame

#### STANDARD MATERIALS

0.75mm Zinalume®, steel spot welded for superior strength.

#### CUSTOM MATERIAL OPTIONS

☐ Stainless Steel    ☐ Aluminium    ☐ Copper  
☐ Galvanised    ☐ Colorbond®    ☐ Colorbond® Ultra

#### STANDARD FINISH

☐ Mill

#### CUSTOM FINISH

Powder coated to match Colorbond® colour range. See pg. 154

### Dome

#### STANDARD MATERIALS

Formed 3mm acrylic.  
4.5mm for larger sizes.

#### STANDARD COLOUR

☐ Opal  
(White Translucent)

#### CUSTOM COLOUR OPTIONS

☐ Grey Tint    ☐ Clear

Standard orientation is portrait (up the roof), not landscape (across the roof). Landscape orientation is available for additional charge—use additional code LOS.



**ENERGY RATING\***

VLT 98% / SC .098 / SHGC .85 / U-Value 5.5



**BAL RATING - LOW**

Complies with Bushfire AS 3959-2009

\* Energy rating figures refer to clear acrylic glazing only.



**INSTALLATION INSTRUCTIONS**



**TECHNICAL DRAWINGS**



**BUY ONLINE**



# Traditional Skylights - Non Vented (SL)

Stock Sizes Ships in 1-2 Business Days (Add 2 Days for Powder Coating)

		Corrugated Roof	Metal Deck Roof	Tile Roof
Size	Dome Colour	Order Code	Order Code	Order Code
500x1100mm	Opal	-	-	SL50110TU-0
500x500mm	Opal	SL500CT-0	-	-
600x1200mm	Opal	SL60120CT-0	-	-
600x600mm	Opal	SL600CT-0	SL600AU-0	SL600TU-0
600x900mm	Opal	-	SL6090AU-0	SL6090TU-0
650x650mm	Opal	-	SL650AU-0	-
800x800mm	Opal	SL800CT-0	SL800AU-0	SL800TU-0
900x900mm	Opal	SL900CT-0	SL900AU-0	-

Common Sizes Ships in 3-5 Business Days (Add 2 Days for Powder Coating)

		Corrugated Roof	Metal Deck Roof	Tile Roof	Hob Mount
Size:Nominal (Throat)	Dome Colour	Order Code	Order Code	Order Code	Order Code
400x400mm	Clear	SL400CT-C	SL400AU-C	SL400TU-C	SL400HB-C
	Opal	SL400CT-O	SL400AU-O	SL400TU-O	SL400HB-O
	Tint	SL400CT-T	SL400AU-T	SL400TU-T	SL400HB-T
400x600mm	Clear	SL4060CT-C	SL4060AU-C	SL4060TU-C	SL4060HB-C
	Opal	SL4060CT-O	SL4060AU-O	SL4060TU-O	SL4060HB-O
	Tint	SL4060CT-T	SL4060AU-T	SL4060TU-T	SL4060HB-T
400x700mm	Clear	SL4070CT-C	SL4070AU-C	SL4070TU-C	SL4070HB-C
	Opal	SL4070CT-O	SL4070AU-O	SL4070TU-O	SL4070HB-O
	Tint	SL4070CT-T	SL4070AU-T	SL4070TU-T	SL4070HB-T
400x800mm	Clear	SL4080CT-C	SL4080AU-C	SL4080TU-C	SL4080HB-C
	Opal	SL4080CT-O	SL4080AU-O	SL4080TU-O	SL4080HB-O
	Tint	SL4080CT-T	SL4080AU-T	SL4080TU-T	SL4080HB-T
400x1000mm	Clear	SL40100CT-C	SL40100AU-C	SL40100TU-C	SL40100HB-C
	Opal	SL40100CT-O	SL40100AU-O	SL40100TU-O	SL40100HB-O
	Tint	SL40100CT-T	SL40100AU-T	SL40100TU-T	SL40100HB-T

**Traditional Skylights - Non Vented (SL)**

Cells highlighted in ■ are stock sizes

Common Sizes Ships in 3-5 Business Days (Add 2 Days for Powder Coating)

		Corrugated Roof	Metal Deck Roof	Tile Roof	Hob Mount
Size: Nominal (Throat)	Dome Colour	Order Code	Order Code	Order Code	Order Code
400x1100mm	Clear	SL40110CT-C	SL40110AU-C	SL40110TU-C	SL40110HB-C
	Opal	SL40110CT-O	SL40110AU-O	SL40110TU-O	SL40110HB-O
	Tint	SL40110CT-T	SL40110AU-T	SL40110TU-T	SL40110HB-T
500x500mm	Clear	SL500CT-C	SL500AU-C	SL500TU-C	SL500HB-C
	Opal	SL500CT-O	SL500AU-O	SL500TU-O	SL500HB-O
	Tint	SL500CT-T	SL500AU-T	SL500TU-T	SL500HB-T
500x700mm	Clear	SL5070CT-C	SL5070AU-C	SL5070TU-C	SL5070HB-C
	Opal	SL5070CT-O	SL5070AU-O	SL5070TU-O	SL5070HB-O
	Tint	SL5070CT-T	SL5070AU-T	SL5070TU-T	SL5070HB-T
500x800mm	Clear	SL5080CT-C	SL5080AU-C	SL5080TU-C	SL5080HB-C
	Opal	SL5080CT-O	SL5080AU-O	SL5080TU-O	SL5080HB-O
	Tint	SL5080CT-T	SL5080AU-T	SL5080TU-T	SL5080HB-T
500x900mm	Clear	SL5090CT-C	SL5090AU-C	SL5090TU-C	SL5090HB-C
	Opal	SL5090CT-O	SL5090AU-O	SL5090TU-O	SL5090HB-O
	Tint	SL5090CT-T	SL5090AU-T	SL5090TU-T	SL5090HB-T
500x1000mm	Clear	SL50100CT-C	SL50100AU-C	SL50100TU-C	SL50100HB-C
	Opal	SL50100CT-O	SL50100AU-O	SL50100TU-O	SL50100HB-O
	Tint	SL50100CT-T	SL50100AU-T	SL50100TU-T	SL50100HB-T
500x1100mm	Clear	SL50110CT-C	SL50110AU-C	SL50110TU-C	SL50110HB-C
	Opal	SL50110CT-O	SL50110AU-O	SL50110TU-O	SL50110HB-O
	Tint	SL50110CT-T	SL50110AU-T	SL50110TU-T	SL50110HB-T
500x1400mm	Clear	SL50140CT-C	SL50140AU-C	SL50140TU-C	SL50140HB-C
	Opal	SL50140CT-O	SL50140AU-O	SL50140TU-O	SL50140HB-O
	Tint	SL50140CT-T	SL50140AU-T	SL50140TU-T	SL50140HB-T
550x550mm	Clear	SL550CT-C	SL550AU-C	SL550TU-C	SL550HB-C
	Opal	SL550CT-O	SL550AU-O	SL550TU-O	SL550HB-O
	Tint	SL550CT-T	SL550AU-T	SL550TU-T	SL550HB-T
550x800mm	Clear	SL5580CT-C	SL5580AU-C	SL5580TU-C	SL5580HB-C
	Opal	SL5580CT-O	SL5580AU-O	SL5580TU-O	SL5580HB-O
	Tint	SL5580CT-T	SL5580AU-T	SL5580TU-T	SL5580HB-T

COMMON SIZES

# Traditional Skylights - Non Vented (SL)

Cells highlighted in   are stock sizes

Common Sizes Ships in 3-5 Business Days (Add 2 Days for Powder Coating)

		Corrugated Roof	Metal Deck Roof	Tile Roof	Hob Mount
Size: Nominal (Throat)	Dome Colour	Order Code	Order Code	Order Code	Order Code
550x1100mm	Clear	SL55110CT-C	SL55110AU-C	SL55110TU-C	SL55110HB-C
	Opal	SL55110CT-O	SL55110AU-O	SL55110TU-O	SL55110HB-O
	Tint	SL55110CT-T	SL55110AU-T	SL55110TU-T	SL55110HB-T
550x1400mm	Clear	SL55140CT-C	SL55140AU-C	SL55140TU-C	SL55140HB-C
	Opal	SL55140CT-O	SL55140AU-O	SL55140TU-O	SL55140HB-O
	Tint	SL55140CT-T	SL55140AU-T	SL55140TU-T	SL55140HB-T
600X600mm	Clear	SL600CT-C	SL600AU-C	SL600TU-C	SL600HB-C
	Opal	SL600CT-O	SL600AU-O	SL600TU-O	SL600HB-O
	Tint	SL600CT-T	SL600AU-T	SL600TU-T	SL600HB-T
600x800mm	Clear	SL6080CT-C	SL6080AU-C	SL6080TU-C	SL6080HB-C
	Opal	SL6080CT-O	SL6080AU-O	SL6080TU-O	SL6080HB-O
	Tint	SL6080CT-T	SL6080AU-T	SL6080TU-T	SL6080HB-T
600x900mm	Clear	SL6090CT-C	SL6090AU-C	SL6090TU-C	SL6090HB-C
	Opal	SL6090CT-O	SL6090AU-O	SL6090TU-O	SL6090HB-O
	Tint	SL6090CT-T	SL6090AU-T	SL6090TU-T	SL6090HB-T
600x1100mm	Clear	SL60110CT-C	SL60110AU-C	SL60110TU-C	SL60110HB-C
	Opal	SL60110CT-O	SL60110AU-O	SL60110TU-O	SL60110HB-O
	Tint	SL60110CT-T	SL60110AU-T	SL60110TU-T	SL60110HB-T
600x1200mm	Clear	SL60120CT-C	SL60120AU-C	SL60120TU-C	SL60120HB-C
	Opal	SL60120CT-O	SL60120AU-O	SL60120TU-O	SL60120HB-O
	Tint	SL60120CT-T	SL60120AU-T	SL60120TU-T	SL60120HB-T
650x650mm	Clear	SL650CT-C	SL650AU-C	SL650TU-C	SL650HB-C
	Opal	SL650CT-O	SL650AU-O	SL650TU-O	SL650HB-O
	Tint	SL650CT-T	SL650AU-T	SL650TU-T	SL650HB-T
650x800mm	Clear	SL6580CT-C	SL6580AU-C	SL6580TU-C	SL6580HB-C
	Opal	SL6580CT-O	SL6580AU-O	SL6580TU-O	SL6580HB-O
	Tint	SL6580CT-T	SL6580AU-T	SL6580TU-T	SL6580HB-T
650x1100mm	Clear	SL65110CT-C	SL65110AU-C	SL65110TU-C	SL65110HB-C
	Opal	SL65110CT-O	SL65110AU-O	SL65110TU-O	SL65110HB-O
	Tint	SL65110CT-T	SL65110AU-T	SL65110TU-T	SL65110HB-T

COMMON SIZES



**Traditional Skylights - Non Vented (SL)**Cells highlighted in   are stock sizes

Common Sizes Ships in 3-5 Business Days (Add 2 Days for Powder Coating)

		Corrugated Roof	Metal Deck Roof	Tile Roof	Hob Mount
Size: Nominal (Throat)	Dome Colour	Order Code	Order Code	Order Code	Order Code
800x800mm	Clear	SL800CT-C	SL800AU-C	SL800TU-C	SL800HB-C
	Opal	SL800CT-O	SL800AU-O	SL800TU-O	SL800HB-O
	Tint	SL800CT-T	SL800AU-T	SL800TU-T	SL800HB-T
800x1100mm	Clear	SL80110CT-C	SL80110AU-C	SL80110TU-C	SL80110HB-C
	Opal	SL80110CT-O	SL80110AU-O	SL80110TU-O	SL80110HB-O
	Tint	SL80110CT-T	SL80110AU-T	SL80110TU-T	SL80110HB-T
800x1200mm	Clear	SL80120CT-C	SL80120AU-C	SL80120TU-C	SL80120HB-C
	Opal	SL80120CT-O	SL80120AU-O	SL80120TU-O	SL80120HB-O
	Tint	SL80120CT-T	SL80120AU-T	SL80120TU-T	SL80120HB-T
800x1400mm	Clear	SL80140CT-C	SL80140AU-C	SL80140TU-C	SL80140HB-C
	Opal	SL80140CT-O	SL80140AU-O	SL80140TU-O	SL80140HB-O
	Tint	SL80140CT-T	SL80140AU-T	SL80140TU-T	SL80140HB-T
900x900mm	Clear	SL900CT-C	SL900AU-C	SL900TU-C	SL900HB-C
	Opal	SL900CT-O	SL900AU-O	SL900TU-O	SL900HB-O
	Tint	SL900CT-T	SL900AU-T	SL900TU-T	SL900HB-T
900x1200mm	Clear	SL90120CT-C	SL90120AU-C	SL90120TU-C	SL90120HB-C
	Opal	SL90120CT-O	SL90120AU-O	SL90120TU-O	SL90120HB-O
	Tint	SL90120CT-T	SL90120AU-T	SL90120TU-T	SL90120HB-T
900x1500mm	Clear	SL90150CT-C	SL90150AU-C	SL90150TU-C	SL90150HB-C
	Opal	SL90150CT-O	SL90150AU-O	SL90150TU-O	SL90150HB-O
	Tint	SL90150CT-T	SL90150AU-T	SL90150TU-T	SL90150HB-T
1000x1000mm	Clear	SL1000CT-C	SL1000AU-C	SL1000TU-C	SL1000HB-C
	Opal	SL1000CT-O	SL1000AU-O	SL1000TU-O	SL1000HB-O
	Tint	SL1000CT-T	SL1000AU-T	SL1000TU-T	SL1000HB-T
1100x1100mm	Clear	SL1100CT-C	SL1100AU-C	SL1100TU-C	SL1100HB-C
	Opal	SL1100CT-O	SL1100AU-O	SL1100TU-O	SL1100HB-O
	Tint	SL1100CT-T	SL1100AU-T	SL1100TU-T	SL1100HB-T
1200x1200mm	Clear	SL1200CT-C	SL1200AU-C	SL1200TU-C	SL1200HB-C
	Opal	SL1200CT-O	SL1200AU-O	SL1200TU-O	SL1200HB-O
	Tint	SL1200CT-T	SL1200AU-T	SL1200TU-T	SL1200HB-T

COMMON SIZES

## Traditional Skylights - Non Vented (SL)

Custom P.O.A. Special Sizes Ships in 15-20 Business Days (Add 2 Days for Powder Coating)

\*Shipping Times Confirmed at Quote Stage

		Corrugated Roof	Tile Roof	Curb Mount (Steel/ Timber)	Hob Mount (Con- crete)
Size: Nominal (Throat)	Dome Colour	Order Code	Order Code	Order Code	Order Code
550x2100mm	Clear	SL55210CT-C	SL55210TU-C	SL55210CM-C	SL55210HB-C
	Opal	SL55210CT-O	SL55210TU-O	SL55210CM-O	SL55210HB-O
	Tint	SL55210CT-T	SL55210TU-T	SL55210CM-T	SL55210HB-T
800x2100mm	Clear	SL80210CT-C	SL80210TU-C	SL80210CM-C	SL80210HB-C
	Opal	SL80210CT-O	SL80210TU-O	SL80210CM-O	SL80210HB-O
	Tint	SL80210CT-T	SL80210TU-T	SL80210CM-T	SL80210HB-T
900x2100mm	Clear	SL90210CT-C	SL90210TU-C	SL90210CM-C	SL90210HB-C
	Opal	SL90210CT-O	SL90210TU-O	SL90210CM-O	SL90210HB-O
	Tint	SL90210CT-T	SL90210TU-T	SL90210CM-T	SL90210HB-T
1500x1500mm	Clear	SL1500CT-C	SL1500TU-C	SL1500CM-C	SL1500HB-C
	Opal	SL1500CT-O	SL1500TU-O	SL1500CM-O	SL1500HB-O
	Tint	SL1500CT-T	SL1500TU-T	SL1500CM-T	SL1500HB-T
1800x1800mm	Clear	SL1800CT-C	SL1800TU-C	SL1800CM-C	SL1800HB-C
	Opal	SL1800CT-O	SL1800TU-O	SL1800CM-O	SL1800HB-O
	Tint	SL1800CT-T	SL1800TU-T	SL1800CM-T	SL1800HB-T
2000x2000mm	Clear	-	-	SL2000CM-C	SL2000HB-C
	Opal	-	-	SL2000CM-O	SL2000HB-O
	Tint	-	-	SL2000CM-T	SL2000HB-T
2200x2200mm	Clear	-	-	SL2200CM-C	SL2200HB-C
	Opal	-	-	SL2200CM-O	SL2200HB-O
	Tint	-	-	SL2200CM-T	SL2200HB-T
2400x2400mm	Clear	-	-	SL2400CM-C	SL2400HB-C
	Opal	-	-	SL2400CM-O	SL2400HB-O
	Tint	-	-	SL2400CM-T	SL2400HB-T

CUSTOM P.O.A. SPECIAL SIZES

## Traditional Skylights - Vented (SLV)

Common Sizes Ships in 3-5 Business Days (Add 2 Days for Powder Coating)

		Corrugated Roof	Metal Deck Roof	Tile Roof	Hob Mount
Size: Nominal (Throat)	Dome Colour	Order Code	Order Code	Order Code	Order Code
400x400mm	Clear	SLV400CT-C	SLV400AU-C	SLV400TU-C	SLV400HB-C
	Opal	SLV400CT-O	SLV400AU-O	SLV400TU-O	SLV400HB-O
	Tint	SLV400CT-T	SLV400AU-T	SLV400TU-T	SLV400HB-T
400x600mm	Clear	SLV4060CT-C	SLV4060AU-C	SLV4060TU-C	SLV4060HB-C
	Opal	SLV4060CT-O	SLV4060AU-O	SLV4060TU-O	SLV4060HB-O
	Tint	SLV4060CT-T	SLV4060AU-T	SLV4060TU-T	SLV4060HB-T
400x700mm	Clear	SLV4070CT-C	SLV4070AU-C	SLV4070TU-C	SLV4070HB-C
	Opal	SLV4070CT-O	SLV4070AU-O	SLV4070TU-O	SLV4070HB-O
	Tint	SLV4070CT-T	SLV4070AU-T	SLV4070TU-T	SLV4070HB-T
400x800mm	Clear	SLV4080CT-C	SLV4080AU-C	SLV4080TU-C	SLV4080HB-C
	Opal	SLV4080CT-O	SLV4080AU-O	SLV4080TU-O	SLV4080HB-O
	Tint	SLV4080CT-T	SLV4080AU-T	SLV4080TU-T	SLV4080HB-T
400x1000mm	Clear	SLV40100CT-C	SLV40100AU-C	SLV40100TU-C	SLV40100HB-C
	Opal	SLV40100CT-O	SLV40100AU-O	SLV40100TU-O	SLV40100HB-O
	Tint	SLV40100CT-T	SLV40100AU-T	SLV40100TU-T	SLV40100HB-T
400x1100mm	Clear	SLV40110CT-C	SLV40110AU-C	SLV40110TU-C	SLV40110HB-C
	Opal	SLV40110CT-O	SLV40110AU-O	SLV40110TU-O	SLV40110HB-O
	Tint	SLV40110CT-T	SLV40110AU-T	SLV40110TU-T	SLV40110HB-T
500x500mm	Clear	SLV500CT-C	SLV500AU-C	SLV500TU-C	SLV500HB-C
	Opal	SLV500CT-O	SLV500AU-O	SLV500TU-O	SLV500HB-O
	Tint	SLV500CT-T	SLV500AU-T	SLV500TU-T	SLV500HB-T
500x700mm	Clear	SLV5070CT-C	SLV5070AU-C	SLV5070TU-C	SLV5070HB-C
	Opal	SLV5070CT-O	SLV5070AU-O	SLV5070TU-O	SLV5070HB-O
	Tint	SLV5070CT-T	SLV5070AU-T	SLV5070TU-T	SLV5070HB-T
500x800mm	Clear	SLV5080CT-C	SLV5080AU-C	SLV5080TU-C	SLV5080HB-C
	Opal	SLV5080CT-O	SLV5080AU-O	SLV5080TU-O	SLV5080HB-O
	Tint	SLV5080CT-T	SLV5080AU-T	SLV5080TU-T	SLV5080HB-T
500x900mm	Clear	SLV5090CT-C	SLV5090AU-C	SLV5090TU-C	SLV5090HB-C
	Opal	SLV5090CT-O	SLV5090AU-O	SLV5090TU-O	SLV5090HB-O
	Tint	SLV5090CT-T	SLV5090AU-T	SLV5090TU-T	SLV5090HB-T

# Traditional Skylights - Vented (SLV)

Common Sizes Ships in 3-5 Business Days (Add 2 Days for Powder Coating)

		Corrugated Roof	Metal Deck Roof	Tile Roof	Hob Mount
Size: Nominal (Throat)	Dome Colour	Order Code	Order Code	Order Code	Order Code
500x1000mm	Clear	SLV50100CT-C	SLV50100AU-C	SLV50100TU-C	SLV50100HB-C
	Opal	SLV50100CT-O	SLV50100AU-O	SLV50100TU-O	SLV50100HB-O
	Tint	SLV50100CT-T	SLV50100AU-T	SLV50100TU-T	SLV50100HB-T
500x1100mm	Clear	SLV50110CT-C	SLV50110AU-C	SLV50110TU-C	SLV50110HB-C
	Opal	SLV50110CT-O	SLV50110AU-O	SLV50110TU-O	SLV50110HB-O
	Tint	SLV50110CT-T	SLV50110AU-T	SLV50110TU-T	SLV50110HB-T
500x1400mm	Clear	SLV50140CT-C	SLV50140AU-C	SLV50140TU-C	SLV50140HB-C
	Opal	SLV50140CT-O	SLV50140AU-O	SLV50140TU-O	SLV50140HB-O
	Tint	SLV50140CT-T	SLV50140AU-T	SLV50140TU-T	SLV50140HB-T
550x550mm	Clear	SLV550CT-C	SLV550AU-C	SLV550TU-C	SLV550HB-C
	Opal	SLV550CT-O	SLV550AU-O	SLV550TU-O	SLV550HB-O
	Tint	SLV550CT-T	SLV550AU-T	SLV550TU-T	SLV550HB-T
550x800mm	Clear	SLV5580CT-C	SLV5580AU-C	SLV5580TU-C	SLV5580HB-C
	Opal	SLV5580CT-O	SLV5580AU-O	SLV5580TU-O	SLV5580HB-O
	Tint	SLV5580CT-T	SLV5580AU-T	SLV5580TU-T	SLV5580HB-T
550x1100mm	Clear	SLV55110CT-C	SLV55110AU-C	SLV55110TU-C	SLV55110HB-C
	Opal	SLV55110CT-O	SLV55110AU-O	SLV55110TU-O	SLV55110HB-O
	Tint	SLV55110CT-T	SLV55110AU-T	SLV55110TU-T	SLV55110HB-T
550x1400mm	Clear	SLV55140CT-C	SLV55140AU-C	SLV55140TU-C	SLV55140HB-C
	Opal	SLV55140CT-O	SLV55140AU-O	SLV55140TU-O	SLV55140HB-O
	Tint	SLV55140CT-T	SLV55140AU-T	SLV55140TU-T	SLV55140HB-T
600X600mm	Clear	SLV600CT-C	SLV600AU-C	SLV600TU-C	SLV600HB-C
	Opal	SLV600CT-O	SLV600AU-O	SLV600TU-O	SLV600HB-O
	Tint	SLV600CT-T	SLV600AU-T	SLV600TU-T	SLV600HB-T
600x800mm	Clear	SLV6080CT-C	SLV6080AU-C	SLV6080TU-C	SLV6080HB-C
	Opal	SLV6080CT-O	SLV6080AU-O	SLV6080TU-O	SLV6080HB-O
	Tint	SLV6080CT-T	SLV6080AU-T	SLV6080TU-T	SLV6080HB-T
600x900mm	Clear	SLV6090CT-C	SLV6090AU-C	SLV6090TU-C	SLV6090HB-C
	Opal	SLV6090CT-O	SLV6090AU-O	SLV6090TU-O	SLV6090HB-O
	Tint	SLV6090CT-T	SLV6090AU-T	SLV6090TU-T	SLV6090HB-T

COMMON SIZES



## Traditional Skylights - Vented (SLV)

Common Sizes Ships in 3-5 Business Days (Add 2 Days for Powder Coating)

		Corrugated Roof	Metal Deck Roof	Tile Roof	Hob Mount
Size: Nominal (Throat)	Dome Colour	Order Code	Order Code	Order Code	Order Code
600x1100mm	Clear	SLV60110CT-C	SLV60110AU-C	SLV60110TU-C	SLV60110HB-C
	Opal	SLV60110CT-O	SLV60110AU-O	SLV60110TU-O	SLV60110HB-O
	Tint	SLV60110CT-T	SLV60110AU-T	SLV60110TU-T	SLV60110HB-T
600x1200mm	Clear	SLV60120CT-C	SLV60120AU-C	SLV60120TU-C	SLV60120HB-C
	Opal	SLV60120CT-O	SLV60120AU-O	SLV60120TU-O	SLV60120HB-O
	Tint	SLV60120CT-T	SLV60120AU-T	SLV60120TU-T	SLV60120HB-T
650x650mm	Clear	SLV650CT-C	SLV650AU-C	SLV650TU-C	SLV650HB-C
	Opal	SLV650CT-O	SLV650AU-O	SLV650TU-O	SLV650HB-O
	Tint	SLV650CT-T	SLV650AU-T	SLV650TU-T	SLV650HB-T
650x800mm	Clear	SLV6580CT-C	SLV6580AU-C	SLV6580TU-C	SLV6580HB-C
	Opal	SLV6580CT-O	SLV6580AU-O	SLV6580TU-O	SLV6580HB-O
	Tint	SLV6580CT-T	SLV6580AU-T	SLV6580TU-T	SLV6580HB-T
650x1100mm	Clear	SLV65110CT-C	SLV65110AU-C	SLV65110TU-C	SLV65110HB-C
	Opal	SLV65110CT-O	SLV65110AU-O	SLV65110TU-O	SLV65110HB-O
	Tint	SLV65110CT-T	SLV65110AU-T	SLV65110TU-T	SLV65110HB-T
800x800mm	Clear	SLV800CT-C	SLV800AU-C	SLV800TU-C	SLV800HB-C
	Opal	SLV800CT-O	SLV800AU-O	SLV800TU-O	SLV800HB-O
	Tint	SLV800CT-T	SLV800AU-T	SLV800TU-T	SLV800HB-T
800x1100mm	Clear	SLV80110CT-C	SLV80110AU-C	SLV80110TU-C	SLV80110HB-C
	Opal	SLV80110CT-O	SLV80110AU-O	SLV80110TU-O	SLV80110HB-O
	Tint	SLV80110CT-T	SLV80110AU-T	SLV80110TU-T	SLV80110HB-T
800x1200mm	Clear	SLV80120CT-C	SLV80120AU-C	SLV80120TU-C	SLV80120HB-C
	Opal	SLV80120CT-O	SLV80120AU-O	SLV80120TU-O	SLV80120HB-O
	Tint	SLV80120CT-T	SLV80120AU-T	SLV80120TU-T	SLV80120HB-T
800x1400mm	Clear	SLV80140CT-C	SLV80140AU-C	SLV80140TU-C	SLV80140HB-C
	Opal	SLV80140CT-O	SLV80140AU-O	SLV80140TU-O	SLV80140HB-O
	Tint	SLV80140CT-T	SLV80140AU-T	SLV80140TU-T	SLV80140HB-T
900x900mm	Clear	SLV900CT-C	SLV900AU-C	SLV900TU-C	SLV900HB-C
	Opal	SLV900CT-O	SLV900AU-O	SLV900TU-O	SLV900HB-O
	Tint	SLV900CT-T	SLV900AU-T	SLV900TU-T	SLV900HB-T

# Traditional Skylights - Vented (SLV)

Common Sizes Ships in 3-5 Business Days (Add 2 Days for Powder Coating)

COMMON SIZES

		Corrugated Roof	Metal Deck Roof	Tile Roof	Hob Mount
Size: Nominal (Throat)	Dome Colour	Order Code	Order Code	Order Code	Order Code
900x1200mm	Clear	SLV90120CT-C	SLV90120AU-C	SLV90120TU-C	SLV90120HB-C
	Opal	SLV90120CT-O	SLV90120AU-O	SLV90120TU-O	SLV90120HB-O
	Tint	SLV90120CT-T	SLV90120AU-T	SLV90120TU-T	SLV90120HB-T
900x1500mm	Clear	SLV90150CT-C	SLV90150AU-C	SLV90150TU-C	SLV90150HB-C
	Opal	SLV90150CT-O	SLV90150AU-O	SLV90150TU-O	SLV90150HB-O
	Tint	SLV90150CT-T	SLV90150AU-T	SLV90150TU-T	SLV90150HB-T
1000x1000mm	Clear	SLV1000CT-C	SLV1000AU-C	SLV1000TU-C	SLV1000HB-C
	Opal	SLV1000CT-O	SLV1000AU-O	SLV1000TU-O	SLV1000HB-O
	Tint	SLV1000CT-T	SLV1000AU-T	SLV1000TU-T	SLV1000HB-T
1100x1100mm	Clear	SLV1100CT-C	SLV1100AU-C	SLV1100TU-C	SLV1100HB-C
	Opal	SLV1100CT-O	SLV1100AU-O	SLV1100TU-O	SLV1100HB-O
	Tint	SLV1100CT-T	SLV1100AU-T	SLV1100TU-T	SLV1100HB-T
1200x1200mm	Clear	SLV1200CT-C	SLV1200AU-C	SLV1200TU-C	SLV1200HB-C
	Opal	SLV1200CT-O	SLV1200AU-O	SLV1200TU-O	SLV1200HB-O
	Tint	SLV1200CT-T	SLV1200AU-T	SLV1200TU-T	SLV1200HB-T

**Traditional Skylights - Vented (SLV)**

Custom P.O.A. Special Sizes Ships in 15-20 Business Days (Add 2 Days for Powder Coating)

\*Shipping Times Confirmed at Quote Stage

		Corrugated Roof	Tile Roof	Curb Mount (Steel/Timber)	Hob Mount (Concrete)
Size: Nominal (Throat)	Dome Colour	Order Code	Order Code	Order Code	Order Code
550x2100mm	Clear	SLV55210CT-C	SLV55210TU-C	SLV55210CM-C	SLV55210HB-C
	Opal	SLV55210CT-O	SLV55210TU-O	SLV55210CM-O	SLV55210HB-O
	Tint	SLV55210CT-T	SLV55210TU-T	SLV55210CM-T	SLV55210HB-T
800x2100mm	Clear	SLV80210CT-C	SLV80210TU-C	SLV80210CM-C	SLV80210HB-C
	Opal	SLV80210CT-O	SLV80210TU-O	SLV80210CM-O	SLV80210HB-O
	Tint	SLV80210CT-T	SLV80210TU-T	SLV80210CM-T	SLV80210HB-T
900x2100mm	Clear	SLV90210CT-C	SLV90210TU-C	SLV90210CM-C	SLV90210HB-C
	Opal	SLV90210CT-O	SLV90210TU-O	SLV90210CM-O	SLV90210HB-O
	Tint	SLV90210CT-T	SLV90210TU-T	SLV90210CM-T	SLV90210HB-T
1500x1500mm	Clear	SLV1500CT-C	SLV1500TU-C	SLV1500CM-C	SLV1500HB-C
	Opal	SLV1500CT-O	SLV1500TU-O	SLV1500CM-O	SLV1500HB-O
	Tint	SLV1500CT-T	SLV1500TU-T	SLV1500CM-T	SLV1500HB-T
1800x1800mm	Clear	SLV1800CT-C	SLV1800TU-C	SLV1800CM-C	SLV1800HB-C
	Opal	SLV1800CT-O	SLV1800TU-O	SLV1800CM-O	SLV1800HB-O
	Tint	SLV1800CT-T	SLV1800TU-T	SLV1800CM-T	SLV1800HB-T
2000x2000mm	Clear	-	-	SLV2000CM-C	SLV2000HB-C
	Opal	-	-	SLV2000CM-O	SLV2000HB-O
	Tint	-	-	SLV2000CM-T	SLV2000HB-T
2200x2200mm	Clear	-	-	SLV2200CM-C	SLV2200HB-C
	Opal	-	-	SLV2200CM-O	SLV2200HB-O
	Tint	-	-	SLV2200CM-T	SLV2200HB-T
2400x2400mm	Clear	-	-	SLV2400CM-C	SLV2400HB-C
	Opal	-	-	SLV2400CM-O	SLV2400HB-O
	Tint	-	-	SLV2400CM-T	SLV2400HB-T

CUSTOM P.O.A. SPECIAL SIZES

# CORRIMATE®

## Press Formed Metal Base

Skyspan's Corrimate® Skylights are designed for easy installation, durability, economy and a low silhouette.

The standard dome is manufactured from opal acrylic. Tint and clear domes are also available.

The Corrimate™ is manufactured from 0.75mm Zinalume for long service life.



- QUICK, EASY INSTALLATION
- PRESS FORMED FLASHING
- SKYLIGHT (Vented + Non-Vented Options)
- OPAL DOME STANDARD
- 99% UV RESISTANT
- POWDERCOATING TO MATCH ROOFING
- FULL ACCESSORY RANGE
- 7 YEAR MANUFACTURERS GUARANTEE
- ALL PRESS FORMED SKYLIGHTS RUNNING DOWN ROOF





**Traditional Skylights - Non Vented (SL) - Corrimate®**

Common Sizes Ships in 3-5 Business Days (Add 2 Days for Powder Coating)

Size: Nominal (Throat)	Dome Colour	Order Code
400x400mm	Clear	SL400CS-C
	Opal	SL400CS-O
	Tint	SL400CS-T
400x600mm	Clear	SL4060CS-C
	Opal	SL4060CS-O
	Tint	SL4060CS-T
400x800mm	Clear	SL4080CS-C
	Opal	SL4080CS-O
	Tint	SL4080CS-T
500x500mm	Clear	SL500CS-C
	Opal	SL500CS-O
	Tint	SL500CS-T
500x700mm	Clear	SL5070CS-C
	Opal	SL5070CS-O
	Tint	SL5070CS-T
500x1100mm	Clear	SL50110CS-C
	Opal	SL50110CS-O
	Tint	SL50110CS-T
600x600mm	Clear	SL600CS-C
	Opal	SL600CS-O
	Tint	SL600CS-T
600x900mm	Clear	SL6090CS-C
	Opal	SL6090CS-O
	Tint	SL6090CS-T
600x1200mm	Clear	SL60120CS-C
	Opal	SL60120CS-O
	Tint	SL60120CS-T
800x800mm	Clear	SL800CS-C
	Opal	SL800CS-O
	Tint	SL800CS-T
800x1100mm	Clear	SL80110CS-C
	Opal	SL80110CS-O
	Tint	SL80110CS-T
900x900mm	Clear	SL900CS-C
	Opal	SL900CS-O
	Tint	SL900CS-T

## Traditional Skylights - Vented (SLV) - Corrimate®

Common Sizes Ships in 3-5 Business Days (Add 2 Days for Powder Coating)

### COMMON SIZES

Size: Nominal (Throat)	Dome Colour	Order Code
400x400mm	Clear	SLV400CS-C
	Opal	SLV400CS-O
	Tint	SLV400CS-T
400x600mm	Clear	SLV4060CS-C
	Opal	SLV4060CS-O
	Tint	SLV4060CS-T
400x800mm	Clear	SLV4080CS-C
	Opal	SLV4080CS-O
	Tint	SLV4080CS-T
500x500mm	Clear	SLV500CS-C
	Opal	SLV500CS-O
	Tint	SLV500CS-T
500x700mm	Clear	SLV5070CS-C
	Opal	SLV5070CS-O
	Tint	SLV5070CS-T
500x1100mm	Clear	SLV50110CS-C
	Opal	SLV50110CS-O
	Tint	SLV50110CS-T
600X600mm	Clear	SLV600CS-C
	Opal	SLV600CS-O
	Tint	SLV600CS-T
600x900mm	Clear	SLV6090CS-C
	Opal	SLV6090CS-O
	Tint	SLV6090CS-T
600x1200mm	Clear	SLV60120CS-C
	Opal	SLV60120CS-O
	Tint	SLV60120CS-T
800x800mm	Clear	SLV800CS-C
	Opal	SLV800CS-O
	Tint	SLV800CS-T
800x1100mm	Clear	SLV80110CS-C
	Opal	SLV80110CS-O
	Tint	SLV80110CS-T
900x900mm	Clear	SLV900CS-C
	Opal	SLV900CS-O
	Tint	SLV900CS-T



**SKYSPAN**  
AUSTRALIA PTY LTD



Images above are Traditional Skylights with a mix of Flashing Types





# Flexible Shaft Skylight Kit - SL-FSK

The Skyspan Flexible Shaft Skylight Kit is a traditional Skylight that uses a flexible reflective shaft, ceiling trim and diffuser at the ceiling level in the place of an open plasterboard shaft.

The Flexible Shaft is made from highly reflective metalised tape to assist with the transfer of light and strengthened by a structural wire to hold the shaft in place for durability. The adaptable nature of the flexible shaft gives the ability to navigate around obstructing roof structures and services or resolve the complication of the ceiling penetration not directly aligning with the roof penetration.

- Cost effective option to plasterboard shaft
- Quicker to install
- Easier to install in difficult roof cavities



#### INCLUSIONS

- Flexible Shaft
- Collar
- Diffuser
- Ceiling Trim




## VENTILATION TYPES



## DIFFUSER TYPES

- Prismat®** The standard diffuser is a Clear Prismatic Diffuser that eliminates glare and produces an even spread of light by the female conical prism refracting properties.
- WarmGlo®** The option diffuser is available in both non-vented and vented models. WarmGlo Diffuser is a frosted white translucent diffuser that eliminates glare and produces a bright light that is softened for visual comfort.



Prismat



WarmGlo

## WHERE TO USE

Suitable for any room where structurally compatible.

Ideal for:



**ENERGY RATING\***

VLT 98% / SC .098 / SHGC .85 / U-Value 5.5



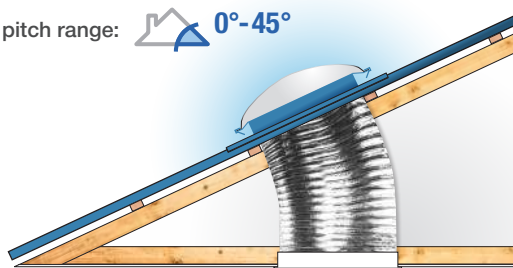
**BAL RATING - LOW**

Complies with Bushfire AS 3959-2009

\* Energy rating figures refer to clear acrylic glazing only.

## TYPICAL INSTALLATION

Roof pitch range: 0°-45°



**INSTALLATION INSTRUCTIONS**



**TECHNICAL DRAWINGS**



**BUY ONLINE**

# Flexible Shaft Skylight Kit - Non Vented (SL-FSK)

Common Sizes Ships in up to 5 Business Days (Add 2 Days for Powder Coating)

Size: Nominal (Throat)	Shaft Length	Dome Colour	Metal Deck Roof	Corrugated Roof	Tile Roof	Corrimate®
			Order Code	Order Code	Order Code	Order Code
400x400mm	1m	Clear	SL400AU-C1.0FSK	SL400CT-C1.0FSK	SL400TU-C1.0FSK	SL400CS-C1.0FSK
	1m	Opal	SL400AU-O1.0FSK	SL400CT-O1.0FSK	SL400TU-O1.0FSK	SL400CS-O1.0FSK
	1m	Tint	SL400AU-T1.0FSK	SL400CT-T1.0FSK	SL400TU-T1.0FSK	SL400CS-T1.0FSK
	2m	Clear	SL400AU-C2.0FSK	SL400CT-C2.0FSK	SL400TU-C2.0FSK	SL400CS-C2.0FSK
	2m	Opal	SL400AU-O2.0FSK	SL400CT-O2.0FSK	SL400TU-O2.0FSK	SL400CS-O2.0FSK
	2m	Tint	SL400AU-T2.0FSK	SL400CT-T2.0FSK	SL400TU-T2.0FSK	SL400CS-T2.0FSK
	3m	Clear	SL400AU-C3.0FSK	SL400CT-C3.0FSK	SL400TU-C3.0FSK	SL400CS-C3.0FSK
	3m	Opal	SL400AU-O3.0FSK	SL400CT-O3.0FSK	SL400TU-O3.0FSK	SL400CS-O3.0FSK
	3m	Tint	SL400AU-T3.0FSK	SL400CT-T3.0FSK	SL400TU-T3.0FSK	SL400CS-T3.0FSK
400x600mm	1m	Clear	SL4060AU-C1.0FSK	SL4060CT-C1.0FSK	SL4060TU-C1.0FSK	SL4060CS-C1.0FSK
	1m	Opal	SL4060AU-O1.0FSK	SL4060CT-O1.0FSK	SL4060TU-O1.0FSK	SL4060CS-O1.0FSK
	1m	Tint	SL4060AU-T1.0FSK	SL4060CT-T1.0FSK	SL4060TU-T1.0FSK	SL4060CS-T1.0FSK
	2m	Clear	SL4060AU-C2.0FSK	SL4060CT-C2.0FSK	SL4060TU-C2.0FSK	SL4060CS-C2.0FSK
	2m	Opal	SL4060AU-O2.0FSK	SL4060CT-O2.0FSK	SL4060TU-O2.0FSK	SL4060CS-O2.0FSK
	2m	Tint	SL4060AU-T2.0FSK	SL4060CT-T2.0FSK	SL4060TU-T2.0FSK	SL4060CS-T2.0FSK
	3m	Clear	SL4060AU-C3.0FSK	SL4060CT-C3.0FSK	SL4060TU-C3.0FSK	SL4060CS-C3.0FSK
	3m	Opal	SL4060AU-O3.0FSK	SL4060CT-O3.0FSK	SL4060TU-O3.0FSK	SL4060CS-O3.0FSK
	3m	Tint	SL4060AU-T3.0FSK	SL4060CT-T3.0FSK	SL4060TU-T3.0FSK	SL4060CS-T3.0FSK
400x800mm	1m	Clear	SL4080AU-C1.0FSK	SL4080CT-C1.0FSK	SL4080TU-C1.0FSK	SL4080CS-C1.0FSK
	1m	Opal	SL4080AU-O1.0FSK	SL4080CT-O1.0FSK	SL4080TU-O1.0FSK	SL4080CS-O1.0FSK
	1m	Tint	SL4080AU-T1.0FSK	SL4080CT-T1.0FSK	SL4080TU-T1.0FSK	SL4080CS-T1.0FSK
	2m	Clear	SL4080AU-C2.0FSK	SL4080CT-C2.0FSK	SL4080TU-C2.0FSK	SL4080CS-C2.0FSK
	2m	Opal	SL4080AU-O2.0FSK	SL4080CT-O2.0FSK	SL4080TU-O2.0FSK	SL4080CS-O2.0FSK
	2m	Tint	SL4080AU-T2.0FSK	SL4080CT-T2.0FSK	SL4080TU-T2.0FSK	SL4080CS-T2.0FSK
	3m	Clear	SL4080AU-C3.0FSK	SL4080CT-C3.0FSK	SL4080TU-C3.0FSK	SL4080CS-C3.0FSK
	3m	Opal	SL4080AU-O3.0FSK	SL4080CT-O3.0FSK	SL4080TU-O3.0FSK	SL4080CS-O3.0FSK
	3m	Tint	SL4080AU-T3.0FSK	SL4080CT-T3.0FSK	SL4080TU-T3.0FSK	SL4080CS-T3.0FSK
500x500mm	1m	Clear	SL500AU-C1.0FSK	SL500CT-C1.0FSK	SL500TU-C1.0FSK	SL500CS-C1.0FSK
	1m	Opal	SL500AU-O1.0FSK	SL500CT-O1.0FSK	SL500TU-O1.0FSK	SL500CS-O1.0FSK
	1m	Tint	SL500AU-T1.0FSK	SL500CT-T1.0FSK	SL500TU-T1.0FSK	SL500CS-T1.0FSK
	2m	Clear	SL500AU-C2.0FSK	SL500CT-C2.0FSK	SL500TU-C2.0FSK	SL500CS-C2.0FSK
	2m	Opal	SL500AU-O2.0FSK	SL500CT-O2.0FSK	SL500TU-O2.0FSK	SL500CS-O2.0FSK
	2m	Tint	SL500AU-T2.0FSK	SL500CT-T2.0FSK	SL500TU-T2.0FSK	SL500CS-T2.0FSK
	3m	Clear	SL500AU-C3.0FSK	SL500CT-C3.0FSK	SL500TU-C3.0FSK	SL500CS-C3.0FSK
	3m	Opal	SL500AU-O3.0FSK	SL500CT-O3.0FSK	SL500TU-O3.0FSK	SL500CS-O3.0FSK
	3m	Tint	SL500AU-T3.0FSK	SL500CT-T3.0FSK	SL500TU-T3.0FSK	SL500CS-T3.0FSK
500x700mm	1m	Clear	SL5070AU-C1.0FSK	SL5070CT-C1.0FSK	SL5070TU-C1.0FSK	SL5070CS-C1.0FSK
	1m	Opal	SL5070AU-O1.0FSK	SL5070CT-O1.0FSK	SL5070TU-O1.0FSK	SL5070CS-O1.0FSK
	1m	Tint	SL5070AU-T1.0FSK	SL5070CT-T1.0FSK	SL5070TU-T1.0FSK	SL5070CS-T1.0FSK
	2m	Clear	SL5070AU-C2.0FSK	SL5070CT-C2.0FSK	SL5070TU-C2.0FSK	SL5070CS-C2.0FSK
	2m	Opal	SL5070AU-O2.0FSK	SL5070CT-O2.0FSK	SL5070TU-O2.0FSK	SL5070CS-O2.0FSK
	2m	Tint	SL5070AU-T2.0FSK	SL5070CT-T2.0FSK	SL5070TU-T2.0FSK	SL5070CS-T2.0FSK
	3m	Clear	SL5070AU-C3.0FSK	SL5070CT-C3.0FSK	SL5070TU-C3.0FSK	SL5070CS-C3.0FSK
	3m	Opal	SL5070AU-O3.0FSK	SL5070CT-O3.0FSK	SL5070TU-O3.0FSK	SL5070CS-O3.0FSK
	3m	Tint	SL5070AU-T3.0FSK	SL5070CT-T3.0FSK	SL5070TU-T3.0FSK	SL5070CS-T3.0FSK

COMMON SIZES

# Flexible Shaft Skylight Kit - Non Vented (SL-FSK)

Common Sizes Ships in up to 5 Business Days (Add 2 Days for Powder Coating)

Size: Nominal (Throat)	Shaft Length	Dome Colour	Metal Deck Roof	Corrugated Roof	Tile Roof	Corrimate®
			Order Code	Order Code	Order Code	Order Code
500x1100mm	1m	Clear	SL50110AU-C1.0FSK	SL50110CT-C1.0FSK	SL50110TU-C1.0FSK	SL50110CS-C1.0FSK
	1m	Opal	SL50110AU-O1.0FSK	SL50110CT-O1.0FSK	SL50110TU-O1.0FSK	SL50110CS-O1.0FSK
	1m	Tint	SL50110AU-T1.0FSK	SL50110CT-T1.0FSK	SL50110TU-T1.0FSK	SL50110CS-T1.0FSK
	2m	Clear	SL50110AU-C2.0FSK	SL50110CT-C2.0FSK	SL50110TU-C2.0FSK	SL50110CS-C2.0FSK
	2m	Opal	SL50110AU-O2.0FSK	SL50110CT-O2.0FSK	SL50110TU-O2.0FSK	SL50110CS-O2.0FSK
	2m	Tint	SL50110AU-T2.0FSK	SL50110CT-T2.0FSK	SL50110TU-T2.0FSK	SL50110CS-T2.0FSK
	3m	Clear	SL50110AU-C3.0FSK	SL50110CT-C3.0FSK	SL50110TU-C3.0FSK	SL50110CS-C3.0FSK
	3m	Opal	SL50110AU-O3.0FSK	SL50110CT-O3.0FSK	SL50110TU-O3.0FSK	SL50110CS-O3.0FSK
	3m	Tint	SL50110AU-T3.0FSK	SL50110CT-T3.0FSK	SL50110TU-T3.0FSK	SL50110CS-T3.0FSK
600x600mm	1m	Clear	SL600AU-C1.0FSK	SL600CT-C1.0FSK	SL600TU-C1.0FSK	SL600CS-C1.0FSK
	1m	Opal	SL600AU-O1.0FSK	SL600CT-O1.0FSK	SL600TU-O1.0FSK	SL600CS-O1.0FSK
	1m	Tint	SL600AU-T1.0FSK	SL600CT-T1.0FSK	SL600TU-T1.0FSK	SL600CS-T1.0FSK
	2m	Clear	SL600AU-C2.0FSK	SL600CT-C2.0FSK	SL600TU-C2.0FSK	SL600CS-C2.0FSK
	2m	Opal	SL600AU-O2.0FSK	SL600CT-O2.0FSK	SL600TU-O2.0FSK	SL600CS-O2.0FSK
	2m	Tint	SL600AU-T2.0FSK	SL600CT-T2.0FSK	SL600TU-T2.0FSK	SL600CS-T2.0FSK
	3m	Clear	SL600AU-C3.0FSK	SL600CT-C3.0FSK	SL600TU-C3.0FSK	SL600CS-C3.0FSK
	3m	Opal	SL600AU-O3.0FSK	SL600CT-O3.0FSK	SL600TU-O3.0FSK	SL600CS-O3.0FSK
	3m	Tint	SL600AU-T3.0FSK	SL600CT-T3.0FSK	SL600TU-T3.0FSK	SL600CS-T3.0FSK
600x1200mm	1m	Clear	SL60120AU-C1.0FSK	SL60120CT-C1.0FSK	SL60120TU-C1.0FSK	SL60120CS-C1.0FSK
	1m	Opal	SL60120AU-O1.0FSK	SL60120CT-O1.0FSK	SL60120TU-O1.0FSK	SL60120CS-O1.0FSK
	1m	Tint	SL60120AU-T1.0FSK	SL60120CT-T1.0FSK	SL60120TU-T1.0FSK	SL60120CS-T1.0FSK
	2m	Clear	SL60120AU-C2.0FSK	SL60120CT-C2.0FSK	SL60120TU-C2.0FSK	SL60120CS-C2.0FSK
	2m	Opal	SL60120AU-O2.0FSK	SL60120CT-O2.0FSK	SL60120TU-O2.0FSK	SL60120CS-O2.0FSK
	2m	Tint	SL60120AU-T2.0FSK	SL60120CT-T2.0FSK	SL60120TU-T2.0FSK	SL60120CS-T2.0FSK
	3m	Clear	SL60120AU-C3.0FSK	SL60120CT-C3.0FSK	SL60120TU-C3.0FSK	SL60120CS-C3.0FSK
	3m	Opal	SL60120AU-O3.0FSK	SL60120CT-O3.0FSK	SL60120TU-O3.0FSK	SL60120CS-O3.0FSK
	3m	Tint	SL60120AU-T3.0FSK	SL60120CT-T3.0FSK	SL60120TU-T3.0FSK	SL60120CS-T3.0FSK
800x800mm	1m	Clear	SL800AU-C1.0FSK	SL800CT-C1.0FSK	SL800TU-C1.0FSK	SL800CS-C1.0FSK
	1m	Opal	SL800AU-O1.0FSK	SL800CT-O1.0FSK	SL800TU-O1.0FSK	SL800CS-O1.0FSK
	1m	Tint	SL800AU-T1.0FSK	SL800CT-T1.0FSK	SL800TU-T1.0FSK	SL800CS-T1.0FSK
	2m	Clear	SL800AU-C2.0FSK	SL800CT-C2.0FSK	SL800TU-C2.0FSK	SL800CS-C2.0FSK
	2m	Opal	SL800AU-O2.0FSK	SL800CT-O2.0FSK	SL800TU-O2.0FSK	SL800CS-O2.0FSK
	2m	Tint	SL800AU-T2.0FSK	SL800CT-T2.0FSK	SL800TU-T2.0FSK	SL800CS-T2.0FSK
	3m	Clear	SL800AU-C3.0FSK	SL800CT-C3.0FSK	SL800TU-C3.0FSK	SL800CS-C3.0FSK
	3m	Opal	SL800AU-O3.0FSK	SL800CT-O3.0FSK	SL800TU-O3.0FSK	SL800CS-O3.0FSK
	3m	Tint	SL800AU-T3.0FSK	SL800CT-T3.0FSK	SL800TU-T3.0FSK	SL800CS-T3.0FSK
900x900mm	1m	Clear	SL900AU-C1.0FSK	SL900CT-C1.0FSK	SL900TU-C1.0FSK	SL900CS-C1.0FSK
	1m	Opal	SL900AU-O1.0FSK	SL900CT-O1.0FSK	SL900TU-O1.0FSK	SL900CS-O1.0FSK
	1m	Tint	SL900AU-T1.0FSK	SL900CT-T1.0FSK	SL900TU-T1.0FSK	SL900CS-T1.0FSK
	2m	Clear	SL900AU-C2.0FSK	SL900CT-C2.0FSK	SL900TU-C2.0FSK	SL900CS-C2.0FSK
	2m	Opal	SL900AU-O2.0FSK	SL900CT-O2.0FSK	SL900TU-O2.0FSK	SL900CS-O2.0FSK
	2m	Tint	SL900AU-T2.0FSK	SL900CT-T2.0FSK	SL900TU-T2.0FSK	SL900CS-T2.0FSK
	3m	Clear	SL900AU-C3.0FSK	SL900CT-C3.0FSK	SL900TU-C3.0FSK	SL900CS-C3.0FSK
	3m	Opal	SL900AU-O3.0FSK	SL900CT-O3.0FSK	SL900TU-O3.0FSK	SL900CS-O3.0FSK
	3m	Tint	SL900AU-T3.0FSK	SL900CT-T3.0FSK	SL900TU-T3.0FSK	SL900CS-T3.0FSK

# Flexible Shaft Skylight Kit - Vented (SLV-FSK)

Common Sizes Ships in up to 5 Business Days (Add 2 Days for Powder Coating)

COMMON SIZES

Size: Nominal (Throat)	Shaft Length	Dome Colour	Metal Deck Roof	Corrugated Roof	Tile Roof	Corrimate®
			Order Code	Order Code	Order Code	Order Code
400x400mm	1m	Clear	SLV400AU-C1.0FSK	SLV400CT-C1.0FSK	SLV400TU-C1.0FSK	SLV400CS-C1.0FSK
	1m	Opal	SLV400AU-O1.0FSK	SLV400CT-O1.0FSK	SLV400TU-O1.0FSK	SLV400CS-O1.0FSK
	1m	Tint	SLV400AU-T1.0FSK	SLV400CT-T1.0FSK	SLV400TU-T1.0FSK	SLV400CS-T1.0FSK
	2m	Clear	SLV400AU-C2.0FSK	SLV400CT-C2.0FSK	SLV400TU-C2.0FSK	SLV400CS-C2.0FSK
	2m	Opal	SLV400AU-O2.0FSK	SLV400CT-O2.0FSK	SLV400TU-O2.0FSK	SLV400CS-O2.0FSK
	2m	Tint	SLV400AU-T2.0FSK	SLV400CT-T2.0FSK	SLV400TU-T2.0FSK	SLV400CS-T2.0FSK
	3m	Clear	SLV400AU-C3.0FSK	SLV400CT-C3.0FSK	SLV400TU-C3.0FSK	SLV400CS-C3.0FSK
	3m	Opal	SLV400AU-O3.0FSK	SLV400CT-O3.0FSK	SLV400TU-O3.0FSK	SLV400CS-O3.0FSK
	3m	Tint	SLV400AU-T3.0FSK	SLV400CT-T3.0FSK	SLV400TU-T3.0FSK	SLV400CS-T3.0FSK
400x600mm	1m	Clear	SLV4060AU-C1.0FSK	SLV4060CT-C1.0FSK	SLV4060TU-C1.0FSK	SLV4060CS-C1.0FSK
	1m	Opal	SLV4060AU-O1.0FSK	SLV4060CT-O1.0FSK	SLV4060TU-O1.0FSK	SLV4060CS-O1.0FSK
	1m	Tint	SLV4060AU-T1.0FSK	SLV4060CT-T1.0FSK	SLV4060TU-T1.0FSK	SLV4060CS-T1.0FSK
	2m	Clear	SLV4060AU-C2.0FSK	SLV4060CT-C2.0FSK	SLV4060TU-C2.0FSK	SLV4060CS-C2.0FSK
	2m	Opal	SLV4060AU-O2.0FSK	SLV4060CT-O2.0FSK	SLV4060TU-O2.0FSK	SLV4060CS-O2.0FSK
	2m	Tint	SLV4060AU-T2.0FSK	SLV4060CT-T2.0FSK	SLV4060TU-T2.0FSK	SLV4060CS-T2.0FSK
	3m	Clear	SLV4060AU-C3.0FSK	SLV4060CT-C3.0FSK	SLV4060TU-C3.0FSK	SLV4060CS-C3.0FSK
	3m	Opal	SLV4060AU-O3.0FSK	SLV4060CT-O3.0FSK	SLV4060TU-O3.0FSK	SLV4060CS-O3.0FSK
	3m	Tint	SLV4060AU-T3.0FSK	SLV4060CT-T3.0FSK	SLV4060TU-T3.0FSK	SLV4060CS-T3.0FSK
400x800mm	1m	Clear	SLV4080AU-C1.0FSK	SLV4080CT-C1.0FSK	SLV4080TU-C1.0FSK	SLV4080CS-C1.0FSK
	1m	Opal	SLV4080AU-O1.0FSK	SLV4080CT-O1.0FSK	SLV4080TU-O1.0FSK	SLV4080CS-O1.0FSK
	1m	Tint	SLV4080AU-T1.0FSK	SLV4080CT-T1.0FSK	SLV4080TU-T1.0FSK	SLV4080CS-T1.0FSK
	2m	Clear	SLV4080AU-C2.0FSK	SLV4080CT-C2.0FSK	SLV4080TU-C2.0FSK	SLV4080CS-C2.0FSK
	2m	Opal	SLV4080AU-O2.0FSK	SLV4080CT-O2.0FSK	SLV4080TU-O2.0FSK	SLV4080CS-O2.0FSK
	2m	Tint	SLV4080AU-T2.0FSK	SLV4080CT-T2.0FSK	SLV4080TU-T2.0FSK	SLV4080CS-T2.0FSK
	3m	Clear	SLV4080AU-C3.0FSK	SLV4080CT-C3.0FSK	SLV4080TU-C3.0FSK	SLV4080CS-C3.0FSK
	3m	Opal	SLV4080AU-O3.0FSK	SLV4080CT-O3.0FSK	SLV4080TU-O3.0FSK	SLV4080CS-O3.0FSK
	3m	Tint	SLV4080AU-T3.0FSK	SLV4080CT-T3.0FSK	SLV4080TU-T3.0FSK	SLV4080CS-T3.0FSK
500x500mm	1m	Clear	SLV500AU-C1.0FSK	SLV500CT-C1.0FSK	SLV500TU-C1.0FSK	SLV500CS-C1.0FSK
	1m	Opal	SLV500AU-O1.0FSK	SLV500CT-O1.0FSK	SLV500TU-O1.0FSK	SLV500CS-O1.0FSK
	1m	Tint	SLV500AU-T1.0FSK	SLV500CT-T1.0FSK	SLV500TU-T1.0FSK	SLV500CS-T1.0FSK
	2m	Clear	SLV500AU-C2.0FSK	SLV500CT-C2.0FSK	SLV500TU-C2.0FSK	SLV500CS-C2.0FSK
	2m	Opal	SLV500AU-O2.0FSK	SLV500CT-O2.0FSK	SLV500TU-O2.0FSK	SLV500CS-O2.0FSK
	2m	Tint	SLV500AU-T2.0FSK	SLV500CT-T2.0FSK	SLV500TU-T2.0FSK	SLV500CS-T2.0FSK
	3m	Clear	SLV500AU-C3.0FSK	SLV500CT-C3.0FSK	SLV500TU-C3.0FSK	SLV500CS-C3.0FSK
	3m	Opal	SLV500AU-O3.0FSK	SLV500CT-O3.0FSK	SLV500TU-O3.0FSK	SLV500CS-O3.0FSK
	3m	Tint	SLV500AU-T3.0FSK	SLV500CT-T3.0FSK	SLV500TU-T3.0FSK	SLV500CS-T3.0FSK
500x700mm	1m	Clear	SLV5070AU-C1.0FSK	SLV5070CT-C1.0FSK	SLV5070TU-C1.0FSK	SLV5070CS-C1.0FSK
	1m	Opal	SLV5070AU-O1.0FSK	SLV5070CT-O1.0FSK	SLV5070TU-O1.0FSK	SLV5070CS-O1.0FSK
	1m	Tint	SLV5070AU-T1.0FSK	SLV5070CT-T1.0FSK	SLV5070TU-T1.0FSK	SLV5070CS-T1.0FSK
	2m	Clear	SLV5070AU-C2.0FSK	SLV5070CT-C2.0FSK	SLV5070TU-C2.0FSK	SLV5070CS-C2.0FSK
	2m	Opal	SLV5070AU-O2.0FSK	SLV5070CT-O2.0FSK	SLV5070TU-O2.0FSK	SLV5070CS-O2.0FSK
	2m	Tint	SLV5070AU-T2.0FSK	SLV5070CT-T2.0FSK	SLV5070TU-T2.0FSK	SLV5070CS-T2.0FSK
	3m	Clear	SLV5070AU-C3.0FSK	SLV5070CT-C3.0FSK	SLV5070TU-C3.0FSK	SLV5070CS-C3.0FSK
	3m	Opal	SLV5070AU-O3.0FSK	SLV5070CT-O3.0FSK	SLV5070TU-O3.0FSK	SLV5070CS-O3.0FSK
	3m	Tint	SLV5070AU-T3.0FSK	SLV5070CT-T3.0FSK	SLV5070TU-T3.0FSK	SLV5070CS-T3.0FSK




# Flexible Shaft Skylight Kit - Vented (SLV-FSK)

Common Sizes Ships in up to 5 Business Days (Add 2 Days for Powder Coating)

Size: Nominal (Throat)	Shaft Length	Dome Colour	Metal Deck Roof	Corrugated Roof	Tile Roof	Corrimate®
			Order Code	Order Code	Order Code	Order Code
500x1100mm	1m	Clear	SLV50110AU-C1.0FSK	SLV50110CT-C1.0FSK	SLV50110TU-C1.0FSK	SLV50110CS-C1.0FSK
	1m	Opal	SLV50110AU-O1.0FSK	SLV50110CT-O1.0FSK	SLV50110TU-O1.0FSK	SLV50110CS-O1.0FSK
	1m	Tint	SLV50110AU-T1.0FSK	SLV50110CT-T1.0FSK	SLV50110TU-T1.0FSK	SLV50110CS-T1.0FSK
	2m	Clear	SLV50110AU-C2.0FSK	SLV50110CT-C2.0FSK	SLV50110TU-C2.0FSK	SLV50110CS-C2.0FSK
	2m	Opal	SLV50110AU-O2.0FSK	SLV50110CT-O2.0FSK	SLV50110TU-O2.0FSK	SLV50110CS-O2.0FSK
	2m	Tint	SLV50110AU-T2.0FSK	SLV50110CT-T2.0FSK	SLV50110TU-T2.0FSK	SLV50110CS-T2.0FSK
	3m	Clear	SLV50110AU-C3.0FSK	SLV50110CT-C3.0FSK	SLV50110TU-C3.0FSK	SLV50110CS-C3.0FSK
	3m	Opal	SLV50110AU-O3.0FSK	SLV50110CT-O3.0FSK	SLV50110TU-O3.0FSK	SLV50110CS-O3.0FSK
	3m	Tint	SLV50110AU-T3.0FSK	SLV50110CT-T3.0FSK	SLV50110TU-T3.0FSK	SLV50110CS-T3.0FSK
600x600mm	1m	Clear	SLV600AU-C1.0FSK	SLV600CT-C1.0FSK	SLV600TU-C1.0FSK	SLV600CS-C1.0FSK
	1m	Opal	SLV600AU-O1.0FSK	SLV600CT-O1.0FSK	SLV600TU-O1.0FSK	SLV600CS-O1.0FSK
	1m	Tint	SLV600AU-T1.0FSK	SLV600CT-T1.0FSK	SLV600TU-T1.0FSK	SLV600CS-T1.0FSK
	2m	Clear	SLV600AU-C2.0FSK	SLV600CT-C2.0FSK	SLV600TU-C2.0FSK	SLV600CS-C2.0FSK
	2m	Opal	SLV600AU-O2.0FSK	SLV600CT-O2.0FSK	SLV600TU-O2.0FSK	SLV600CS-O2.0FSK
	2m	Tint	SLV600AU-T2.0FSK	SLV600CT-T2.0FSK	SLV600TU-T2.0FSK	SLV600CS-T2.0FSK
	3m	Clear	SLV600AU-C3.0FSK	SLV600CT-C3.0FSK	SLV600TU-C3.0FSK	SLV600CS-C3.0FSK
	3m	Opal	SLV600AU-O3.0FSK	SLV600CT-O3.0FSK	SLV600TU-O3.0FSK	SLV600CS-O3.0FSK
	3m	Tint	SLV600AU-T3.0FSK	SLV600CT-T3.0FSK	SLV600TU-T3.0FSK	SLV600CS-T3.0FSK
600x1200mm	1m	Clear	SLV60120AU-C1.0FSK	SLV60120CT-C1.0FSK	SLV60120TU-C1.0FSK	SLV60120CS-C1.0FSK
	1m	Opal	SLV60120AU-O1.0FSK	SLV60120CT-O1.0FSK	SLV60120TU-O1.0FSK	SLV60120CS-O1.0FSK
	1m	Tint	SLV60120AU-T1.0FSK	SLV60120CT-T1.0FSK	SLV60120TU-T1.0FSK	SLV60120CS-T1.0FSK
	2m	Clear	SLV60120AU-C2.0FSK	SLV60120CT-C2.0FSK	SLV60120TU-C2.0FSK	SLV60120CS-C2.0FSK
	2m	Opal	SLV60120AU-O2.0FSK	SLV60120CT-O2.0FSK	SLV60120TU-O2.0FSK	SLV60120CS-O2.0FSK
	2m	Tint	SLV60120AU-T2.0FSK	SLV60120CT-T2.0FSK	SLV60120TU-T2.0FSK	SLV60120CS-T2.0FSK
	3m	Clear	SLV60120AU-C3.0FSK	SLV60120CT-C3.0FSK	SLV60120TU-C3.0FSK	SLV60120CS-C3.0FSK
	3m	Opal	SLV60120AU-O3.0FSK	SLV60120CT-O3.0FSK	SLV60120TU-O3.0FSK	SLV60120CS-O3.0FSK
	3m	Tint	SLV60120AU-T3.0FSK	SLV60120CT-T3.0FSK	SLV60120TU-T3.0FSK	SLV60120CS-T3.0FSK
800x800mm	1m	Clear	SLV800AU-C1.0FSK	SLV800CT-C1.0FSK	SLV800TU-C1.0FSK	SLV800CS-C1.0FSK
	1m	Opal	SLV800AU-O1.0FSK	SLV800CT-O1.0FSK	SLV800TU-O1.0FSK	SLV800CS-O1.0FSK
	1m	Tint	SLV800AU-T1.0FSK	SLV800CT-T1.0FSK	SLV800TU-T1.0FSK	SLV800CS-T1.0FSK
	2m	Clear	SLV800AU-C2.0FSK	SLV800CT-C2.0FSK	SLV800TU-C2.0FSK	SLV800CS-C2.0FSK
	2m	Opal	SLV800AU-O2.0FSK	SLV800CT-O2.0FSK	SLV800TU-O2.0FSK	SLV800CS-O2.0FSK
	2m	Tint	SLV800AU-T2.0FSK	SLV800CT-T2.0FSK	SLV800TU-T2.0FSK	SLV800CS-T2.0FSK
	3m	Clear	SLV800AU-C3.0FSK	SLV800CT-C3.0FSK	SLV800TU-C3.0FSK	SLV800CS-C3.0FSK
	3m	Opal	SLV800AU-O3.0FSK	SLV800CT-O3.0FSK	SLV800TU-O3.0FSK	SLV800CS-O3.0FSK
	3m	Tint	SLV800AU-T3.0FSK	SLV800CT-T3.0FSK	SLV800TU-T3.0FSK	SLV800CS-T3.0FSK
900x900mm	1m	Clear	SLV900AU-C1.0FSK	SLV900CT-C1.0FSK	SLV900TU-C1.0FSK	SLV900CS-C1.0FSK
	1m	Opal	SLV900AU-O1.0FSK	SLV900CT-O1.0FSK	SLV900TU-O1.0FSK	SLV900CS-O1.0FSK
	1m	Tint	SLV900AU-T1.0FSK	SLV900CT-T1.0FSK	SLV900TU-T1.0FSK	SLV900CS-T1.0FSK
	2m	Clear	SLV900AU-C2.0FSK	SLV900CT-C2.0FSK	SLV900TU-C2.0FSK	SLV900CS-C2.0FSK
	2m	Opal	SLV900AU-O2.0FSK	SLV900CT-O2.0FSK	SLV900TU-O2.0FSK	SLV900CS-O2.0FSK
	2m	Tint	SLV900AU-T2.0FSK	SLV900CT-T2.0FSK	SLV900TU-T2.0FSK	SLV900CS-T2.0FSK
	3m	Clear	SLV900AU-C3.0FSK	SLV900CT-C3.0FSK	SLV900TU-C3.0FSK	SLV900CS-C3.0FSK
	3m	Opal	SLV900AU-O3.0FSK	SLV900CT-O3.0FSK	SLV900TU-O3.0FSK	SLV900CS-O3.0FSK
	3m	Tint	SLV900AU-T3.0FSK	SLV900CT-T3.0FSK	SLV900TU-T3.0FSK	SLV900CS-T3.0FSK



## Traditional Frame & Dome TFD




The Skyspan Frame & Dome (TFD) is the top part of the Skyspan Traditional Skylight without the flashing. TFD Skylights are used when the roof already has an existing fully flashed upstand, or the installer is providing their own flashing. They are supplied for replacement of not only existing Skyspan skylights, but also other manufacturers skylights.

Standard sizes will suit most existing skylights and can be custom made to fit any rectangular or square skylights. TFD include all the same specifications and features as the Skyspan Traditional Skylight as shown on pages 6/7.



BUY ONLINE

Existing Flashing →



The Skyspan Frame & Dome is manufactured to comply with the Australia Standard AS4285 and is covered by a **seven (7) year guarantee**.



**SKYSPAN**  
AUSTRALIA PTY LTD

**Frame & Dome - Non Vented (TFD)**

Common Sizes Ships in 3-5 Business Days (Add 2 Days for Powder Coating)

	Opal Dome	Clear Dome	Tint Dome
Size: Nominal (Throat)	Order Code	Order Code	Order Code
400x400mm	TFD400-O	TFD400-C	TFD400-T
400x600mm	TFD4060-O	TFD4060-C	TFD4060-T
400x700mm	TFD4070-O	TFD4070-C	TFD4070-T
400x800mm	TFD4080-O	TFD4080-C	TFD4080-T
400x1000mm	TFD4010-O	TFD4010-C	TFD4010-T
400x1100mm	TFD40110-O	TFD40110-C	TFD40110-T
500x500mm	TFD500-O	TFD500-C	TFD500-T
500x700mm	TFD5070-O	TFD5070-C	TFD5070-T
500x800mm	TFD5080-O	TFD5080-C	TFD5080-T
500x900mm	TFD5090-O	TFD5090-C	TFD5090-T
500x1000mm	TFD50100-O	TFD50100-C	TFD50100-T
500x1100mm	TFD50110-O	TFD50110-C	TFD50110-T
500x1400mm	TFD50140-O	TFD50140-C	TFD50140-T
550x550mm	TFD550-O	TFD550-C	TFD550-T
550x800mm	TFD5580-O	TFD5580-C	TFD5580-T
550x1100mm	TFD55110-O	TFD55110-C	TFD55110-T
550x1400mm	TFD55140-O	TFD55140-C	TFD55140-T
600x600mm	TFD600-O	TFD600-C	TFD600-T
600x800mm	TFD6080-O	TFD6080-C	TFD6080-T
600x900mm	TFD6090-O	TFD6090-C	TFD6090-T
600x1100mm	TFD60110-O	TFD60110-C	TFD60110-T
600x1200mm	TFD60120-O	TFD60120-C	TFD60120-T
650x650mm	TFD650-O	TFD650-C	TFD650-T
650x1100mm	TFD65110-O	TFD65110-C	TFD65110-T
800x800mm	TFD800-O	TFD800-C	TFD800-T
800x1100mm	TFD80110-O	TFD80110-C	TFD80110-T
800x1200mm	TFD80120-O	TFD80120-C	TFD80120-T
800x1400mm	TFD80140-O	TFD80140-C	TFD80140-T
900x900mm	TFD900-O	TFD900-C	TFD900-T
900x1200mm	TFD90120-O	TFD90120-C	TFD90120-T
900x1500mm	TFD90150-O	TFD90150-C	TFD90150-T
1000x1000mm	TFD1000-O	TFD1000-C	TFD1000-T
1000x2000mm	TFD100200-O	TFD100200-C	TFD100200-T
1100x1100mm	TFD1100-O	TFD1100-C	TFD1100-T
1200x1200mm	TFD1200-O	TFD1200-C	TFD1200-T

COMMON SIZES

## Frame & Dome - Non Vented (TFD)

Custom P.O.A. Special Sizes Ships in 15-20 Business Days (Add 2 Days for Powder Coating)  
\*Shipping Times Confirmed at Quote Stage

	Opal Dome	Clear Dome	Tint Dome
Size: Nominal (Throat)	Order Code	Order Code	Order Code
550x2100mm	TFD55210-0	TFD55210-C	TFD55210-T
800x2100mm	TFD80210-0	TFD80210-C	TFD80210-T
900x2100mm	TFD90210-0	TFD90210-C	TFD90210-T
1000x1500mm	TFD100150-0	TFD100150-C	TFD100150-T
1000x2000mm	TFD100200-0	TFD100200-C	TFD100200-T
1000x2500mm	TFD100250-0	TFD100250-C	TFD100250-T
1500x1500mm	TFD1500-0	TFD1500-C	TFD1500-T
1500x2000mm	TFD150200-0	TFD150200-C	TFD150200-T
1500x2500mm	TFD150250-0	TFD150250-C	TFD150250-T
1800x1800mm	TFD1800-0	TFD1800-C	TFD1800-T
2000x2000mm	TFD2000-0	TFD2000-C	TFD2000-T
2200x2200mm	TFD2200-0	TFD2200-C	TFD2200-T
2400x2400mm	TFD2400-0	TFD2400-C	TFD2400-T

## Frame & Dome - Vented (TFDV)

Common Sizes Ships in 3-5 Business Days (Add 2 Days for Powder Coating)

	Opal Dome	Clear Dome	Tint Dome
Size: Nominal (Throat)	Order Code	Order Code	Order Code
400x400mm	TFDV400-0	TFDV400-C	TFDV400-T
400x600mm	TFDV4060-0	TFDV4060-C	TFDV4060-T
400x700mm	TFDV4070-0	TFDV4070-C	TFDV4070-T
400x800mm	TFDV4080-0	TFDV4080-C	TFDV4080-T
400x1000mm	TFDV4010-0	TFDV4010-C	TFDV4010-T
400x1100mm	TFDV40110-0	TFDV40110-C	TFDV40110-T
500x500mm	TFDV500-0	TFDV500-C	TFDV500-T
500x700mm	TFDV5070-0	TFDV5070-C	TFDV5070-T
500x800mm	TFDV5080-0	TFDV5080-C	TFDV5080-T
500x900mm	TFDV5090-0	TFDV5090-C	TFDV5090-T
500x1000mm	TFDV50100-0	TFDV50100-C	TFDV50100-T
500x1100mm	TFDV50110-0	TFDV50110-C	TFDV50110-T
500x1400mm	TFDV50140-0	TFDV50140-C	TFDV50140-T
550x550mm	TFDV550-0	TFDV550-C	TFDV550-T
550x800mm	TFDV5580-0	TFDV5580-C	TFDV5580-T
550x1100mm	TFDV55110-0	TFDV55110-C	TFDV55110-T
550x1400mm	TFDV55140-0	TFDV55140-C	TFDV55140-T
600x600mm	TFDV600-0	TFDV600-C	TFDV600-T



**SKYSPAN**  
AUSTRALIA PTY LTD



## Frame & Dome - Vented (TFDV)

Common Sizes Ships in 3-5 Business Days (Add 2 Days for Powder Coating)

	Opal Dome	Clear Dome	Tint Dome
Size: Nominal (Throat)	Order Code	Order Code	Order Code
600x800mm	TFDV6080-O	TFDV6080-C	TFDV6080-T
600x900mm	TFDV6090-O	TFDV6090-C	TFDV6090-T
600x1100mm	TFDV60110-O	TFDV60110-C	TFDV60110-T
600x1200mm	TFDV60120-O	TFDV60120-C	TFDV60120-T
650x650mm	TFDV650-O	TFDV650-C	TFDV650-T
650x1100mm	TFDV65110-O	TFDV65110-C	TFDV65110-T
800x800mm	TFDV800-O	TFDV800-C	TFDV800-T
800x1100mm	TFDV80110-O	TFDV80110-C	TFDV80110-T
800x1200mm	TFDV80120-O	TFDV80120-C	TFDV80120-T
800x1400mm	TFDV80140-O	TFDV80140-C	TFDV80140-T
900x900mm	TFDV900-O	TFDV900-C	TFDV900-T
900x1200mm	TFDV90120-O	TFDV90120-C	TFDV90120-T
900x1500mm	TFDV90150-O	TFDV90150-C	TFDV90150-T
1000x1000mm	TFDV1000-O	TFDV1000-C	TFDV1000-T
1000x2000mm	TFDV100200-O	TFDV100200-C	TFDV100200-T
1100x1100mm	TFDV1100-O	TFDV1100-C	TFDV1100-T
1200x1200mm	TFDV1200-O	TFDV1200-C	TFDV1200-T

COMMON SIZES


## Frame & Dome - Vented (TFDV)

Custom P.O.A. Special Sizes Ships in 15-20 Business Days (Add 2 Days for Powder Coating)

\*Shipping Times Confirmed at Quote Stage

	Opal Dome	Clear Dome	Tint Dome
Size: Nominal (Throat)	Order Code	Order Code	Order Code
550x2100mm	TFDV55210-O	TFDV55210-C	TFDV55210-T
800x2100mm	TFDV80210-O	TFDV80210-C	TFDV80210-T
900x2100mm	TFDV90210-O	TFDV90210-C	TFDV90210-T
1000x1500mm	TFDV100150-O	TFDV100150-C	TFDV100150-T
1000x2000mm	TFDV100200-O	TFDV100200-C	TFDV100200-T
1000x2500mm	TFDV100250-O	TFDV100250-C	TFDV100250-T
1500x1500mm	TFDV1500-O	TFDV1500-C	TFDV1500-T
1500x2000mm	TFDV150200-O	TFDV150200-C	TFDV150200-T
1500x2500mm	TFDV150250-O	TFDV150250-C	TFDV150250-T
1800x1800mm	TFDV1800-O	TFDV1800-C	TFDV1800-T
2000x2000mm	TFDV2000-O	TFDV2000-C	TFDV2000-T
2200x2200mm	TFDV2200-O	TFDV2200-C	TFDV2200-T
2400x2400mm	TFDV2400-O	TFDV2400-C	TFDV2400-T

SPECIAL SIZES



# Circular Skylights CSL

## POLYMER

The Skyspan Circular Skylight is a light weight durable product that has visual appeal with the Circular shaped glazing. Circular Skylights are mounted on a square hob and transmit light to the room below via a circular plasterboard shaft that is constructed by others. Due to the pitch and shape of the glazing, the Circular Skylight is largely self-cleaning and this makes it ideal for situations with low roof pitch.



The Skyspan Circular Skylight is manufactured to comply with the Australia Standard AS4285 and is covered by a **seven (7) year guarantee.**



## WHERE TO USE

Skyspan's Circular Skylight fit Corrugated, Metaldecks and Concrete Roofs. Suitable for any room where structurally compatible.

Ideal for:



SHOPPING CENTRES



HOSPITALS



HOTELS



HOMES




## VENTILATION TYPES

### Non Vented

The Skylight has no ventilation system. This is the standard Skylight and is used in most rooms.

### Passive Ventilation

The frame under the dome is perforated, this allows for hot air to naturally rise, taking with it steam and odors are drawn outside.



## MANUFACTURE

### Flashing and Frame

#### STANDARD MATERIALS

0.75mm Zincalume® steel spot welded for superior strength.

#### STANDARD FINISH

Mill

#### CUSTOM MATERIAL OPTIONS

Stainless Steel

Aluminium

Copper

Galvanised

Colorbond®

Colorbond® Ultra

#### CUSTOM FINISH

Powder coated to match Colorbond® colour range. See pg. 154



INSTALLATION INSTRUCTIONS

### Dome

#### STANDARD MATERIALS

Formed 3mm acrylic.  
4.5mm for larger sizes.

#### STANDARD COLOUR

Opal  
(White Translucent)

#### CUSTOM COLOUR OPTIONS

Grey Tint

Clear



TECHNICAL DRAWINGS



ENERGY RATING\*

VLT 98% / SC .098 / SHGC .85 / U-Value 5.5



BAL RATING - LOW

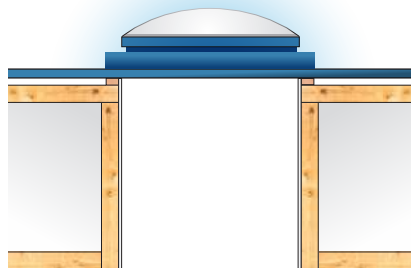
Complies with Bushfire AS 3959-2009

\* Energy rating figures refer to clear acrylic glazing only.

## TYPICAL INSTALLATION

Roof pitch range: 0°-45°

Circular Skylight shown installed with typical plasterboard light shaft.



BUY ONLINE



# Circular Skylights - Non Vented (CSL)

Common Sizes Ships in 3-5 Business Days (Add 2 Days for Powder Coating)

		Corrugated Roof	Metal Deck Roof	Hob Mount (Concrete)
Diameter: Nominal (Throat)	Dome Colour	Order Code	Order Code	Order Code
550mm	Clear	CSL550CT-C	CSL550AU-C	CSL550HB-C
	Opal	CSL550CT-O	CSL550AU-O	CSL550HB-O
	Tint	CSL550CT-T	CSL550AU-T	CSL550HB-T
600mm	Clear	CSL600CT-C	CSL600AU-C	CSL600HB-C
	Opal	CSL600CT-O	CSL600AU-O	CSL600HB-O
	Tint	CSL600CT-T	CSL600AU-T	CSL600HB-T
700mm	Clear	CSL700CT-C	CSL700AU-C	CSL700HB-C
	Opal	CSL700CT-O	CSL700AU-O	CSL700HB-O
	Tint	CSL700CT-T	CSL700AU-T	CSL700HB-T
800mm	Clear	CSL800CT-C	CSL800AU-C	CSL800HB-C
	Opal	CSL800CT-O	CSL800AU-O	CSL800HB-O
	Tint	CSL800CT-T	CSL800AU-T	CSL800HB-T
900mm	Clear	CSL900CT-C	CSL900AU-C	CSL900HB-C
	Opal	CSL900CT-O	CSL900AU-O	CSL900HB-O
	Tint	CSL900CT-T	CSL900AU-T	CSL900HB-T
1000mm	Clear	CSL1000CT-C	CSL1000AU-C	CSL1000HB-C
	Opal	CSL1000CT-O	CSL1000AU-O	CSL1000HB-O
	Tint	CSL1000CT-T	CSL1000AU-T	CSL1000HB-T
1100mm	Clear	CSL1100CT-C	CSL1100AU-C	CSL1100HB-C
	Opal	CSL1100CT-O	CSL1100AU-O	CSL1100HB-O
	Tint	CSL1100CT-T	CSL1100AU-T	CSL1100HB-T
1200mm	Clear	CSL1200CT-C	CSL1200AU-C	CSL1200HB-C
	Opal	CSL1200CT-O	CSL1200AU-O	CSL1200HB-O
	Tint	CSL1200CT-T	CSL1200AU-T	CSL1200HB-T

All CSLs come standard with a square flashing. Pricing for circular flashings is available upon request.



### Circular Skylights - Non Vented (CSL)

Custom P.O.A. Special Sizes Ships in 15-20\* Business Days (Add 2 Days for Powder Coating)  
\*Shipping Times Confirmed at Quote Stage

Diameter: Nominal (Throat)	Dome Colour	Hob Mount (Concrete)	Curb Mount (Steel/Timber)
		Order Code	Order Code
1300mm	Clear	CSL1300HB-C	CSL1300CM-C
	Opal	CSL1300HB-O	CSL1300CM-O
	Tint	CSL1300HB-T	CSL1300CM-T
1400mm	Clear	CSL1400HB-C	CSL1400CM-C
	Opal	CSL1400HB-O	CSL1400CM-O
	Tint	CSL1400HB-T	CSL1400CM-T
1500mm	Clear	CSL1500HB-C	CSL1500CM-C
	Opal	CSL1500HB-O	CSL1500CM-O
	Tint	CSL1500HB-T	CSL1500CM-T
1600mm	Clear	CSL1600HB-C	CSL1600CM-C
	Opal	CSL1600HB-O	CSL1600CM-O
	Tint	CSL1600HB-T	CSL1600CM-T
1700mm	Clear	CSL1700HB-C	CSL1700CM-C
	Opal	CSL1700HB-O	CSL1700CM-O
	Tint	CSL1700HB-T	CSL1700CM-T
1800mm	Clear	CSL1800HB-C	CSL1800CM-C
	Opal	CSL1800HB-O	CSL1800CM-O
	Tint	CSL1800HB-T	CSL1800CM-T
2000mm	Clear	CSL2000HB-C	CSL2000CM-C
	Opal	CSL2000HB-O	CSL2000CM-O
	Tint	CSL2000HB-T	CSL2000CM-T
2200mm	Clear	CSL2200HB-C	CSL2200CM-C
	Opal	CSL2200HB-O	CSL2200CM-O
	Tint	CSL2200HB-T	CSL2200CM-T
2400mm	Clear	CSL2400HB-C	CSL2400CM-C
	Opal	CSL2400HB-O	CSL2400CM-O
	Tint	CSL2400HB-T	CSL2400CM-T

All CSLs come standard with a square flashing. Pricing for circular flashings is available upon request.

CUSTOM P.O.A. SPECIAL SIZES

# Circular Skylights - Vented (CSLV)

Common Sizes Ships in 3-5 Business Days (Add 2 Days for Powder Coating)

		Corrugated Roof	Metal Deck Roof	Hob Mount (Concrete)
Diameter: Nominal (Throat)	Dome Colour	Order Code	Order Code	Order Code
550mm	Clear	CSLV550CT-C	CSLV550AU-C	CSLV550HB-C
	Opal	CSLV550CT-O	CSLV550AU-O	CSLV550HB-O
	Tint	CSLV550CT-T	CSLV550AU-T	CSLV550HB-T
600mm	Clear	CSLV600CT-C	CSLV600AU-C	CSLV600HB-C
	Opal	CSLV600CT-O	CSLV600AU-O	CSLV600HB-O
	Tint	CSLV600CT-T	CSLV600AU-T	CSLV600HB-T
700mm	Clear	CSLV700CT-C	CSLV700AU-C	CSLV700HB-C
	Opal	CSLV700CT-O	CSLV700AU-O	CSLV700HB-O
	Tint	CSLV700CT-T	CSLV700AU-T	CSLV700HB-T
800mm	Clear	CSLV800CT-C	CSLV800AU-C	CSLV800HB-C
	Opal	CSLV800CT-O	CSLV800AU-O	CSLV800HB-O
	Tint	CSLV800CT-T	CSLV800AU-T	CSLV800HB-T
900mm	Clear	CSLV900CT-C	CSLV900AU-C	CSLV900HB-C
	Opal	CSLV900CT-O	CSLV900AU-O	CSLV900HB-O
	Tint	CSLV900CT-T	CSLV900AU-T	CSLV900HB-T
1000mm	Clear	CSLV1000CT-C	CSLV1000AU-C	CSLV1000HB-C
	Opal	CSLV1000CT-O	CSLV1000AU-O	CSLV1000HB-O
	Tint	CSLV1000CT-T	CSLV1000AU-T	CSLV1000HB-T
1100mm	Clear	CSLV1100CT-C	CSLV1100AU-C	CSLV1100HB-C
	Opal	CSLV1100CT-O	CSLV1100AU-O	CSLV1100HB-O
	Tint	CSLV1100CT-T	CSLV1100AU-T	CSLV1100HB-T
1200mm	Clear	CSLV1200CT-C	CSLV1200AU-C	CSLV1200HB-C
	Opal	CSLV1200CT-O	CSLV1200AU-O	CSLV1200HB-O
	Tint	CSLV1200CT-T	CSLV1200AU-T	CSLV1200HB-T

All CSLs come standard with a square flashing. Pricing for circular flashings is available upon request.

### Circular Skylights - Vented (CSLV)

Custom P.O.A. Special Sizes

Ships in 15-20\* Business Days (Add 2 Days for Powder Coating)

\*Shipping Times Confirmed at Quote Stage

		Hob Mount (Concrete)	Curb Mount (Steel/Timber)
Diameter: Nominal (Throat)	Dome Colour	Order Code	Order Code
1300mm	Clear	CSLV1300HB-C	CSLV1300CM-C
	Opal	CSLV1300HB-O	CSLV1300CM-O
	Tint	CSLV1300HB-T	CSLV1300CM-T
1400mm	Clear	CSLV1400HB-C	CSLV1400CM-C
	Opal	CSLV1400HB-O	CSLV1400CM-O
	Tint	CSLV1400HB-T	CSLV1400CM-T
1500mm	Clear	CSLV1500HB-C	CSLV1500CM-C
	Opal	CSLV1500HB-O	CSLV1500CM-O
	Tint	CSLV1500HB-T	CSLV1500CM-T
1600mm	Clear	CSLV1600HB-C	CSLV1600CM-C
	Opal	CSLV1600HB-O	CSLV1600CM-O
	Tint	CSLV1600HB-T	CSLV1600CM-T
1700mm	Clear	CSLV1700HB-C	CSLV1700CM-C
	Opal	CSLV1700HB-O	CSLV1700CM-O
	Tint	CSLV1700HB-T	CSLV1700CM-T
1800mm	Clear	CSLV1800HB-C	CSLV1800CM-C
	Opal	CSLV1800HB-O	CSLV1800CM-O
	Tint	CSLV1800HB-T	CSLV1800CM-T
2000mm	Clear	CSLV2000HB-C	CSLV2000CM-C
	Opal	CSLV2000HB-O	CSLV2000CM-O
	Tint	CSLV2000HB-T	CSLV2000CM-T
2200mm	Clear	CSLV2200HB-C	CSLV2200CM-C
	Opal	CSLV2200HB-O	CSLV2200CM-O
	Tint	CSLV2200HB-T	CSLV2200CM-T
2400mm	Clear	CSLV2400HB-C	CSLV2400CM-C
	Opal	CSLV2400HB-O	CSLV2400CM-O
	Tint	CSLV2400HB-T	CSLV2400CM-T


All CSLs come standard with a square flashing. Pricing for circular flashings is available upon request.



# Pyramid Skylights - PY

## POLYMER

The Skyspan Pyramid Skylight is a light weight durable product that has visual appeal with the pyramid shaped glazing. Due to the pitch and shape of the glazing, the Pyramid Skylight is largely self-cleaning and this makes it ideal for situations with low roof pitch. Pyramid Skylights are commonly used on larger buildings such as shopping centres, hospitals and hotels.



OPAL



CLEAR



GREY TINT



The Skyspan Pyramid Skylight is manufactured to comply with the Australia Standard AS4285 and is covered by a **seven (7) year guarantee.**



**WHERE TO USE**

Skyspan's Pyramid Skylights fit Corrugated, Metaldecks and Concrete Roofs. Suitable for any room where structurally compatible.

Ideal for:



SHOPPING CENTRES



HOSPITALS



HOTELS



HOMES

**VENTILATION TYPES****Non Vented**

The Skylight has no ventilation system. This is the standard Skylight and is used in most rooms.

**Passive Ventilation**

The frame under the dome is perforated, this allows for hot air to naturally rise, taking with it steam and odors are drawn outside.

**MANUFACTURE****Flashing and Frame****STANDARD MATERIALS**

0.75mm Zinalume® steel spot welded for superior strength.

**STANDARD FINISH**

Mill

**CUSTOM MATERIAL OPTIONS**

Stainless Steel



Aluminium



Copper



Galvanised



Colorbond®



Colorbond® Ultra

**CUSTOM FINISH**

Powder coated to match Colorbond® colour range. See pg. 154



**INSTALLATION  
INSTRUCTIONS**

**Dome****STANDARD MATERIALS**

Formed 3mm acrylic.  
4.5mm for larger sizes.

**STANDARD COLOUR**

Opal  
(White Translucent)

**CUSTOM COLOUR OPTIONS**

Grey Tint



Clear



**TECHNICAL DRAWINGS**

**ENERGY RATING\***

VLT 98% / SC .098 / SHGC .85 / U-Value 5.5

**BAL RATING - LOW**

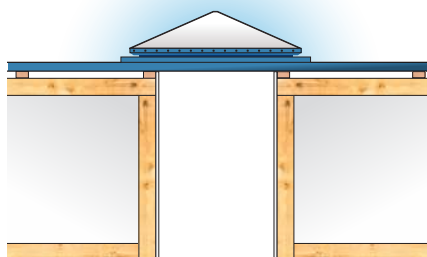
Complies with Bushfire AS 3959-2009

\* Energy rating figures refer to clear acrylic glazing only.

**TYPICAL INSTALLATION**

Roof pitch range: **0°-45°**

Pyramid Skylight shown installed with typical plasterboard light shaft.



**BUY ONLINE**

## Pyramid Skylights - Non Vented (PY)

Common Sizes Ships in 3-5 Business Days (Add 2 Days for Powder Coating)

### COMMON SIZES

		Corrugated Roof	Metal Deck Roof	Hob Mount (Concrete)
Size: Nominal (Throat)	Dome Colour	Order Code	Order Code	Order Code
550x550mm	Clear	PY550CT-C	PY550AU-C	PY550HB-C
	Opal	PY550CT-O	PY550AU-O	PY550HB-O
	Tint	PY550CT-T	PY550AU-T	PY550HB-T
600x600mm	Clear	PY600CT-C	PY600AU-C	PY600HB-C
	Opal	PY600CT-O	PY600AU-O	PY600HB-O
	Tint	PY600CT-T	PY600AU-T	PY600HB-T
700x700mm	Clear	PY700CT-C	PY700AU-C	PY700HB-C
	Opal	PY700CT-O	PY700AU-O	PY700HB-O
	Tint	PY700CT-T	PY700AU-T	PY700HB-T
800x800mm	Clear	PY800CT-C	PY800AU-C	PY800HB-C
	Opal	PY800CT-O	PY800AU-O	PY800HB-O
	Tint	PY800CT-T	PY800AU-T	PY800HB-T
900x900mm	Clear	PY900CT-C	PY900AU-C	PY900HB-C
	Opal	PY900CT-O	PY900AU-O	PY900HB-O
	Tint	PY900CT-T	PY900AU-T	PY900HB-T
1000x1000mm	Clear	PY1000CT-C	PY1000AU-C	PY1000HB-C
	Opal	PY1000CT-O	PY1000AU-O	PY1000HB-O
	Tint	PY1000CT-T	PY1000AU-T	PY1000HB-T
1100x1100mm	Clear	PY1100CT-C	PY1100AU-C	PY1100HB-C
	Opal	PY1100CT-O	PY1100AU-O	PY1100HB-O
	Tint	PY1100CT-T	PY1100AU-T	PY1100HB-T
1150x1150mm	Clear	PY1150CT-C	PY1150AU-C	PY1150HB-C
	Opal	PY1150CT-O	PY1150AU-O	PY1150HB-O
	Tint	PY1150CT-T	PY1150AU-T	PY1150HB-T
1200x1200mm	Clear	PY1200CT-C	PY1200AU-C	PY1200HB-C
	Opal	PY1200CT-O	PY1200AU-O	PY1200HB-O
	Tint	PY1200CT-T	PY1200AU-T	PY1200HB-T

## Pyramid Skylights - Non Vented (PY)

Custom P.O.A. Special Sizes Ships in 15-20\* Business Days (Add 2 Days for Powder Coating)  
\*Shipping Times Confirmed at Quote Stage

Size: Nominal (Throat)	Dome Colour	Hob Mount (Concrete)	Curb Mount (Steel/Timber)
		Order Code	Order Code
1250x1250mm	Clear	PY1250HB-C	PY1250CM-C
	Opal	PY1250HB-O	PY1250CM-O
	Tint	PY1250HB-T	PY1250CM-T
1350x1350mm	Clear	PY1350HB-C	PY1350CM-C
	Opal	PY1350HB-O	PY1350CM-O
	Tint	PY1350HB-T	PY1350CM-T
1450x1450mm	Clear	PY1450HB-C	PY1450CM-C
	Opal	PY1450HB-O	PY1450CM-O
	Tint	PY1450HB-T	PY1450CM-T
1500x1500mm	Clear	PY1500HB-C	PY1500CM-C
	Opal	PY1500HB-O	PY1500CM-O
	Tint	PY1500HB-T	PY1500CM-T
1650x1650mm	Clear	PY1650HB-C	PY1650CM-C
	Opal	PY1650HB-O	PY1650CM-O
	Tint	PY1650HB-T	PY1650CM-T
1800x1800mm	Clear	PY1800HB-C	PY1800CM-C
	Opal	PY1800HB-O	PY1800CM-O
	Tint	PY1800HB-T	PY1800CM-T
1950x1950mm	Clear	PY1950HB-C	PY1950CM-C
	Opal	PY1950HB-O	PY1950CM-O
	Tint	PY1950HB-T	PY1950CM-T
2000x2000mm	Clear	PY2000HB-C	PY2000CM-C
	Opal	PY2000HB-O	PY2000CM-O
	Tint	PY2000HB-T	PY2000CM-T
2150x2150mm	Clear	PY2150HB-C	PY2150CM-C
	Opal	PY2150HB-O	PY2150CM-O
	Tint	PY2150HB-T	PY2150CM-T
2200x2200mm	Clear	PY2200HB-C	PY2200CM-C
	Opal	PY2200HB-O	PY2200CM-O
	Tint	PY2200HB-T	PY2200CM-T
2300x2300mm	Clear	PY2300HB-C	PY2300CM-C
	Opal	PY2300HB-O	PY2300CM-O
	Tint	PY2300HB-T	PY2300CM-T
2400x2400mm	Clear	PY2400HB-C	PY2400CM-C
	Opal	PY2400HB-O	PY2400CM-O
	Tint	PY2400HB-T	PY2400CM-T

# Pyramid Skylights - Vented (PYV)

Common Sizes Ships in 3-5 Business Days (Add 2 Days for Powder Coating)

		Corrugated Roof	Metal Deck Roof	Hob Mount (Concrete)
Size: Nominal (Throat)	Dome Colour	Order Code	Order Code	Order Code
550x550mm	Clear	PYV550CT-C	PYV550AU-C	PYV550HB-C
	Opal	PYV550CT-O	PYV550AU-O	PYV550HB-O
	Tint	PYV550CT-T	PYV550AU-T	PYV550HB-T
600x600mm	Clear	PYV600CT-C	PYV600AU-C	PYV600HB-C
	Opal	PYV600CT-O	PYV600AU-O	PYV600HB-O
	Tint	PYV600CT-T	PYV600AU-T	PYV600HB-T
700x700mm	Clear	PYV700CT-C	PYV700AU-C	PYV700HB-C
	Opal	PYV700CT-O	PYV700AU-O	PYV700HB-O
	Tint	PYV700CT-T	PYV700AU-T	PYV700HB-T
800x800mm	Clear	PYV800CT-C	PYV800AU-C	PYV800HB-C
	Opal	PYV800CT-O	PYV800AU-O	PYV800HB-O
	Tint	PYV800CT-T	PYV800AU-T	PYV800HB-T
900x900mm	Clear	PYV900CT-C	PYV900AU-C	PYV900HB-C
	Opal	PYV900CT-O	PYV900AU-O	PYV900HB-O
	Tint	PYV900CT-T	PYV900AU-T	PYV900HB-T
1000x1000mm	Clear	PYV1000CT-C	PYV1000AU-C	PYV1000HB-C
	Opal	PYV1000CT-O	PYV1000AU-O	PYV1000HB-O
	Tint	PYV1000CT-T	PYV1000AU-T	PYV1000HB-T
1100x1100mm	Clear	PYV1100CT-C	PYV1100AU-C	PYV1100HB-C
	Opal	PYV1100CT-O	PYV1100AU-O	PYV1100HB-O
	Tint	PYV1100CT-T	PYV1100AU-T	PYV1100HB-T
1150x1150mm	Clear	PYV1150CT-C	PYV1150AU-C	PYV1150HB-C
	Opal	PYV1150CT-O	PYV1150AU-O	PYV1150HB-O
	Tint	PYV1150CT-T	PYV1150AU-T	PYV1150HB-T
1200x1200mm	Clear	PYV1200CT-C	PYV1200AU-C	PYV1200HB-C
	Opal	PYV1200CT-O	PYV1200AU-O	PYV1200HB-O
	Tint	PYV1200CT-T	PYV1200AU-T	PYV1200HB-T

COMMON SIZES



## Pyramid Skylights - Vented (PYV)

Custom P.O.A. Special Sizes Ships in 15-20\* Business Days (Add 2 Days for Powder Coating)

\*Shipping Times Confirmed at Quote Stage

Size: Nominal (Throat)	Dome Colour	Hob Mount (Concrete)	Curb Mount (Steel/Timber)
		Order Code	Order Code
1250x1250mm	Clear	PYV1250HB-C	PYV1250CM-C
	Opal	PYV1250HB-O	PYV1250CM-O
	Tint	PYV1250HB-T	PYV1250CM-T
1350x1350mm	Clear	PYV1350HB-C	PYV1350CM-C
	Opal	PYV1350HB-O	PYV1350CM-O
	Tint	PYV1350HB-T	PYV1350CM-T
1450x1450mm	Clear	PYV1450HB-C	PYV1450CM-C
	Opal	PYV1450HB-O	PYV1450CM-O
	Tint	PYV1450HB-T	PYV1450CM-T
1500x1500mm	Clear	PYV1500HB-C	PYV1500CM-C
	Opal	PYV1500HB-O	PYV1500CM-O
	Tint	PYV1500HB-T	PYV1500CM-T
1650x1650mm	Clear	PYV1650HB-C	PYV1650CM-C
	Opal	PYV1650HB-O	PYV1650CM-O
	Tint	PYV1650HB-T	PYV1650CM-T
1800x1800mm	Clear	PYV1800HB-C	PYV1800CM-C
	Opal	PYV1800HB-O	PYV1800CM-O
	Tint	PYV1800HB-T	PYV1800CM-T
1950x1950mm	Clear	PYV1950HB-C	PYV1950CM-C
	Opal	PYV1950HB-O	PYV1950CM-O
	Tint	PYV1950HB-T	PYV1950CM-T
2000x2000mm	Clear	PYV2000HB-C	PYV2000CM-C
	Opal	PYV2000HB-O	PYV2000CM-O
	Tint	PYV2000HB-T	PYV2000CM-T
2150x2150mm	Clear	PYV2150HB-C	PYV2150CM-C
	Opal	PYV2150HB-O	PYV2150CM-O
	Tint	PYV2150HB-T	PYV2150CM-T
2200x2200mm	Clear	PYV2200HB-C	PYV2200CM-C
	Opal	PYV2200HB-O	PYV2200CM-O
	Tint	PYV2200HB-T	PYV2200CM-T
2300x2300mm	Clear	PYV2300HB-C	PYV2300CM-C
	Opal	PYV2300HB-O	PYV2300CM-O
	Tint	PYV2300HB-T	PYV2300CM-T
2400x2400mm	Clear	PYV2400HB-C	PYV2400CM-C
	Opal	PYV2400HB-O	PYV2400CM-O
	Tint	PYV2400HB-T	PYV2400CM-T

CUSTOM P.O.A. SPECIAL SIZES



# Glass Skylights



**SKYSPAN**  
AUSTRALIA PTY LTD

All content of this catalogue including text and images are Copyright © Skyspan Australia Pty Ltd. 2025




Sunpipe Blaze (GTL)



Glass Skylight (GSL)



Flexible Shaft Glass Skylight (GSL-FSK)



Frame & Glass (SFG)



Glass Skylight Manual Opening (GSW)



Glass Circular Skylight (GCSL)



Sunpipe™ Blaze has been specifically designed for Australian bushfire areas. In place of the Standard Acrylic Dome, Laminated Safety Glass is provided to give a non-combustible lining to the roof to repel burning bushfire embers. Shown here with Ember Guard installed.



The Skyspan™ Sunpipe Blaze is manufactured to comply with the Australia Standard AS1288 and is covered by a **seven (7) year guarantee**.

# Sunpipe™ Blaze - GTL

## MANUFACTURE

### Flashing and Frame

#### STANDARD MATERIALS

0.75mm Zincalume® steel spot welded for superior strength.

#### STANDARD FINISH



Mill

#### CUSTOM FINISH

Powder coated to match **Colorbond** colour range. See pg. 154

### Glass

#### STANDARD COLOUR



Clear

#### STANDARD MATERIALS

10.38mm laminated safety glass.

### Shaft

See Sunpipe™ Flex flexible shaft. Page 10.

### Diffusers

See Sunpipe™ Flex diffuser options. Page 11.

## TYPICAL INSTALLATION

Roof pitch range:  **0°-45°**



#### ENERGY RATING


SHGC 0.74 / U-Value 5.6



#### BAL RATING - 29\*

Complies with Bushfire AS 3959-2009

\* Rating based on installations above 18°. Refer to Ember Guard above.



### EMBER GUARD

An extra level of protection on roofs pitched below 18° and to meet BAL-29 requirements. The Skyspan Bushfire Ember Guard is manufactured from black stainless steel flyscreen mesh.



TECHNICAL DRAWINGS



INSTALLATION  
INSTRUCTIONS



BUY ONLINE



**SKYSPAN**  
AUSTRALIA PTY LTD



Sunpipe™ Blaze - Non Vented (GTL)

Common Sizes Ships in up to 10 Business Days (Add 2 Days for Powder Coating)

Diameter: Nominal (Throat)	Roof Type	Shaft Length	Code
300mm	Metaldeck	2.0m	GTL300AU2.0FSK
	Metaldeck	3.0m	GTL300AU3.0FSK
	Corrimate®	2.0m	GTL300CS2.0FSK
	Corrimate®	3.0m	GTL300CS3.0FSK
	Tile	2.0m	GTL300TU2.0FSK
	Tile	3.0m	GTL300TU3.0FSK
400mm	Metaldeck	2.0m	GTL400AU2.0FSK
	Metaldeck	3.0m	GTL400AU3.0FSK
	Corrimate®	2.0m	GTL400CS2.0FSK
	Corrimate®	3.0m	GTL400CS3.0FSK
	Tile	2.0m	GTL400TU2.0FSK
	Tile	3.0m	GTL400TU3.0FSK
500mm	Metaldeck	2.0m	GTL500AU2.0FSK
	Metaldeck	3.0m	GTL500AU3.0FSK
	Corrimate®	2.0m	GTL500CS2.0FSK
	Corrimate®	3.0m	GTL500CS3.0FSK
	Tile	2.0m	GTL500TU2.0FSK
	Tile	3.0m	GTL500TU3.0FSK

COMMON SIZES

GTL Glass Ember Guard

Sunpipe DIA	Code
300mm	300-S-BEG
400mm	400-S-BEG
500mm	500-S-BEG




# Glass Skylight GSL

## FIXED


The Skyspan Glass Skylight GSL is a Fixed Glass Skylight that combines room enhancing natural light with an externally stylish roof matching frame. The Clear Double Glazed Glass affords excellent thermal barriers to the heat in summer and the cold in winter while simultaneously providing a clear view to the daylight and night sky. As a made to order product, the standard sizes and features do not restrict the product make up as the GSL can be custom made with options for alternative sizes and materials.



The Skyspan GSL is manufactured to comply with the Australia Standard AS1288 is covered by a **seven (7) year guarantee**.



CORRUGATED



METALDECK



TILE



**SKYSPAN**  
AUSTRALIA PTY LTD

**WHERE TO USE**

Skyspan's GSL fit all Australian roof types including Corrugated, Metaldecks, Tile Roofs and Concrete Roofs. Suitable for any room where structurally compatible.

Ideal for:



SHOPPING CENTRES



HOSPITALS



HOTELS



HOMES

**MANUFACTURE****Flashing and Frame****STANDARD MATERIALS**

Aluminium frame welded for superior strength.

0.75mm Zinalume® flashing.

**STANDARD FINISH**

Mill

**CUSTOM MATERIAL OPTIONS**

Stainless Steel

Galvanised

Copper

Colorbond® Ultra

Colorbond®

**CUSTOM FINISH**

Powder coated to match Colorbond® colour range. See pg. 154

**Glazing (Complies with AS1288)****STANDARD GLAZING**

Clear

**CUSTOM GLAZING OPTIONS**

Neutral

White Translucent

Grey Tint

**GLAZING**

Grade A Laminated safety glass must be used for skylights and overhead glazing installed 3m or more above the finished floor level. (AS1288)

**Performance Laminated Glazing**

High performance single glazed annealed laminate pane resists impact, providing protection

PVB interlayer eliminates 99% of UV.

**Comfort Double Glazing**


Low-E coating maximises light transmittance & reduces solar heat gain.

Toughened monolithic outer pane

12mm Argon filled cavity increases energy efficiency.

High performance double glazed annealed laminate inner pane

PVB interlayer eliminates 99% of UV

**ENERGY RATING**

Single Glazed  
Double Glazed

U-VALUE

5.6  
1.3

SHGC

0.74  
0.27

Values are centre of glass values for standard clear glass, other glazing options available

**BAL RATING - 29\*\***

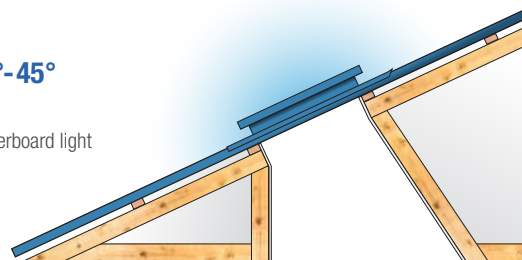
Complies with Bushfire AS 3959-2009\*\*

\*\*Ember Guard is required for roof pitches below 18°.

**TYPICAL INSTALLATION**

Roof pitch range: 0°-45°

GSL shown installed with typical plasterboard light shaft.



TECHNICAL DRAWINGS



INSTALLATION INSTRUCTIONS



BUY ONLINE

# Glass Skylights - Fixed Non Vented (GSL)

Common Sizes SG: Ships in up to 10 Business Days | DG: Ships in 15–20 Business Days (+2 Days for Powder Coating)

		Metal Deck Roof	Corrugated Roof	Tile Roof	Hob Mount (Concrete)
Size (mm): Nominal (Throat)	Glazing	Order Code	Order Code	Order Code	Order Code
400x400	Single	GSL400AU-SG	GSL400CT-SG	GSL400TU-SG	GSL400HB-SG
	Double	GSL400AU-DG	GSL400CT-DG	GSL400TU-DG	GSL400HB-DG
400x600	Single	GSL4060AU-SG	GSL4060CT-SG	GSL4060TU-SG	GSL4060HB-SG
	Double	GSL4060AU-DG	GSL4060CT-DG	GSL4060TU-DG	GSL4060HB-DG
400x700	Single	GSL4070AU-SG	GSL4070CT-SG	GSL4070TU-SG	GSL4070HB-SG
	Double	GSL4070AU-DG	GSL4070CT-DG	GSL4070TU-DG	GSL4070HB-DG
400x800	Single	GSL4080AU-SG	GSL4080CT-SG	GSL4080TU-SG	GSL4080HB-SG
	Double	GSL4080AU-DG	GSL4080CT-DG	GSL4080TU-DG	GSL4080HB-DG
400x1000	Single	GSL40100AU-SG	GSL40100CT-SG	GSL40100TU-DG	GSL40100HB-SG
	Double	GSL40100AU-DG	GSL40100CT-DG	GSL40100TU-DG	GSL40100HB-DG
400x1100	Single	GSL40110AU-SG	GSL40110CT-SG	GSL40110TU-SG	GSL40110HB-SG
	Double	GSL40110AU-DG	GSL40110CT-DG	GSL40110TU-DG	GSL40110HB-DG
500x1000	Single	GSL50100AU-SG	GSL50100CT-SG	GSL50100TU-SG	GSL50100HB-SG
	Double	GSL50100AU-DG	GSL50100CT-DG	GSL50100TU-DG	GSL50100HB-DG
500x1100	Single	GSL50110AU-SG	GSL50110CT-SG	GSL50110TU-SG	GSL50110HB-SG
	Double	GSL50110AU-DG	GSL50110CT-DG	GSL50110TU-DG	GSL50110HB-DG
500x1400	Single	GSL50140AU-SG	GSL50140CT-SG	GSL50140TU-SG	GSL50140HB-SG
	Double	GSL50140AU-DG	GSL50140CT-DG	GSL50140TU-DG	GSL50140HB-DG
500x500	Single	GSL500AU-SG	GSL500CT-SG	GSL500TU-SG	GSL500HB-SG
	Double	GSL500AU-DG	GSL500CT-DG	GSL500TU-DG	GSL500HB-DG
500x700	Single	GSL5070AU-SG	GSL5070CT-SG	GSL5070TU-SG	GSL5070HB-SG
	Double	GSL5070AU-DG	GSL5070CT-DG	GSL5070TU-DG	GSL5070HB-DG
500x800	Single	GSL5080AU-SG	GSL5080CT-SG	GSL5080TU-SG	GSL5080HB-SG
	Double	GSL5080AU-DG	GSL5080CT-DG	GSL5080TU-DG	GSL5080HB-DG
500x900	Single	GSL5090AU-SG	GSL5090CT-SG	GSL5090TU-SG	GSL5090HB-SG
	Double	GSL5090AU-DG	GSL5090CT-DG	GSL5090TU-DG	GSL5090HB-DG
550x550	Single	GSL550AU-SG	GSL550CT-SG	GSL550TU-SG	GSL550HB-SG
	Double	GSL550AU-DG	GSL550CT-DG	GSL550TU-DG	GSL550HB-DG
550x800	Single	GSL5580AU-SG	GSL5580CT-SG	GSL5580TU-SG	GSL5580HB-SG
	Double	GSL5580AU-DG	GSL5580CT-DG	GSL5580TU-DG	GSL5580HB-DG
550x1100	Single	GSL55110AU-SG	GSL55110CT-SG	GSL55110TU-SG	GSL55110HB-SG
	Double	GSL55110AU-DG	GSL55110CT-DG	GSL55110TU-DG	GSL55110HB-DG
550x1200	Single	GSL55120AU-SG	GSL55120CT-SG	GSL55120TU-SG	GSL55120HB-SG
	Double	GSL55120AU-DG	GSL55120CT-DG	GSL55120TU-DG	GSL55120HB-DG
550x1400	Single	GSL55140AU-SG	GSL55140CT-SG	GSL55140TU-SG	GSL55140HB-SG
	Double	GSL55140AU-DG	GSL55140CT-DG	GSL55140TU-DG	GSL55140HB-DG
600x600	Single	GSL600AU-SG	GSL600CT-SG	GSL600TU-SG	GSL600HB-SG
	Double	GSL600AU-DG	GSL600CT-DG	GSL600TU-DG	GSL600HB-DG

COMMON SIZES



**Glass Skylights - Fixed Non Vented (GSL)**

Common Sizes SG: Ships in up to 10 Business Days | DG: Ships in 15–20 Business Days (+2 Days for Powder Coating)

		Metal Deck Roof	Corrugated Roof	Tile Roof	Hob Mount (Concrete)
Size (mm): Nominal (Throat)	Glazing	Order Code	Order Code	Order Code	Order Code
600x800	Single	GSL6080AU-SG	GSL6080CT-SG	GSL6080TU-SG	GSL6080HB-SG
	Double	GSL6080AU-DG	GSL6080CT-DG	GSL6080TU-DG	GSL6080HB-DG
600x900	Single	GSL6090AU-SG	GSL6090CT-SG	GSL6090TU-SG	GSL6090HB-SG
	Double	GSL6090AU-DG	GSL6090CT-DG	GSL6090TU-DG	GSL6090HB-DG
600x1100	Single	GSL60110AU-SG	GSL60110CT-SG	GSL60110TU-SG	GSL60110HB-SG
	Double	GSL60110AU-DG	GSL60110CT-DG	GSL60110TU-DG	GSL60110HB-DG
600x1200	Single	GSL60120AU-SG	GSL60120CT-SG	GSL60120TU-SG	GSL60120HB-SG
	Double	GSL60120AU-DG	GSL60120CT-DG	GSL60120TU-DG	GSL60120HB-DG
800x800	Single	GSL800AU-SG	GSL800CT-SG	GSL800TU-SG	GSL800HB-SG
	Double	GSL800AU-DG	GSL800CT-DG	GSL800TU-DG	GSL800HB-DG
800x1000	Single	GSL80100AU-SG	GSL80100CT-SG	GSL80100TU-SG	GSL80100HB-SG
	Double	GSL80100AU-DG	GSL80100CT-DG	GSL80100TU-DG	GSL80100HB-DG
800x1100	Single	GSL80110AU-SG	GSL80110CT-SG	GSL80110TU-SG	GSL80110HB-SG
	Double	GSL80110AU-DG	GSL80110CT-DG	GSL80110TU-DG	GSL80110HB-DG
800x1200	Single	GSL80120AU-SG	GSL80120CT-SG	GSL80120TU-SG	GSL80120HB-SG
	Double	GSL80120AU-DG	GSL80120CT-DG	GSL80120TU-DG	GSL80120HB-DG
800x1400	Single	GSL80140AU-SG	GSL80140CT-SG	GSL80140TU-SG	GSL80140HB-SG
	Double	GSL80140AU-DG	GSL80140CT-DG	GSL80140TU-DG	GSL80140HB-DG
900x900	Single	GSL900AU-SG	GSL900CT-SG	GSL900TU-SG	GSL900HB-SG
	Double	GSL900AU-DG	GSL900CT-DG	GSL900TU-DG	GSL900HB-DG
900x1200	Single	GSL90120AU-SG	GSL90120CT-SG	GSL90120TU-SG	GSL90120HB-SG
	Double	GSL90120AU-DG	GSL90120CT-DG	GSL90120TU-DG	GSL90120HB-DG
1000x1000	Single	GSL1000AU-SG	GSL1000CT-SG	GSL1000TU-SG	GSL1000HB-SG
	Double	GSL1000AU-DG	GSL1000CT-DG	GSL1000TU-DG	GSL1000HB-DG
1100x1100	Single	GSL1100AU-SG	GSL1100CT-SG	GSL1100TU-SG	GSL1100HB-SG
	Double	GSL1100AU-DG	GSL1100CT-DG	GSL1100TU-DG	GSL1100HB-DG
1200x1200	Single	GSL1200AU-SG	GSL1200CT-SG	GSL1200TU-SG	GSL1200HB-SG
	Double	GSL1200AU-DG	GSL1200CT-DG	GSL1200TU-DG	GSL1200HB-DG

# Glass Skylights - Fixed Non Vented (GSL)

Custom P.O.A. Special Sizes

SG: Ships in up to 10 Business Days | DG: Ships in 15–20 Business Days  
(+2 Days for Powder Coating)

Size (mm): Nominal (Throat)	Glazing	Curb Mount (Steel/ Timber)	Corrugated Roof	Tile Roof	Hob Mount (Concrete)
		Order Code	Order Code	Order Code	Order Code
550x1800	Single	GSL55180CM-SG	GSL55180CT-SG	GSL55180TU-SG	GSL55180HB-SG
	Double	GSL55180CM-DG	GSL55180CT-DG	GSL55180TU-DG	GSL55180HB-DG
550x2100	Single	GSL55210CM-SG	GSL55210CT-SG	GSL55210TU-SG	GSL55210HB-SG
	Double	GSL55210CM-DG	GSL55210CT-DG	GSL55210TU-DG	GSL55210HB-DG
800x2100	Single	GSL80210CM-SG	GSL80210CT-SG	GSL80210TU-SG	GSL80210HB-SG
	Double	GSL80210CM-DG	GSL80210CT-DG	GSL80210TU-DG	GSL80210HB-DG
900x2100*	Single	GSL90210CM-SG	GSL90210CT-SG	GSL90210TU-SG	GSL90210HB-SG
	Double	GSL90210CM-DG	GSL90210CT-DG	GSL90210TU-DG	GSL90210HB-DG
1500x1500*	Single	GSL1500CM-SG	GSL1500CT-SG	GSL1500TU-SG	GSL1500HB-SG
	Double	GSL1500CM-DG	GSL1500CT-DG	GSL1500TU-DG	GSL1500HB-DG

\* Heat strengthened laminate glass inner pane

P.O.A. SPECIAL SIZES

**Glass Skylights - Fixed Vented (GSLV)**

Common Sizes SG: Ships in up to 10 Business Days | DG: Ships in 15–20 Business Days (+2 Days for Powder Coating)

Size (mm): Nominal (Throat)	Glazing	Metal Deck Roof	Corrugated Roof	Tile Roof	Hob Mount (Concrete)
		Order Code	Order Code	Order Code	Order Code
400x400	Single	GSLV400AU-SG	GSLV400CT-SG	GSLV400TU-SG	GSLV400HB-SG
	Double	GSLV400AU-DG	GSLV400CT-DG	GSLV400TU-DG	GSLV400HB-DG
400x600	Single	GSLV4060AU-SG	GSLV4060CT-SG	GSLV4060TU-SG	GSLV4060HB-SG
	Double	GSLV4060AU-DG	GSLV4060CT-DG	GSLV4060TU-DG	GSLV4060HB-DG
400x700	Single	GSLV4070AU-SG	GSLV4070CT-SG	GSLV4070TU-SG	GSLV4070HB-SG
	Double	GSLV4070AU-DG	GSLV4070CT-DG	GSLV4070TU-DG	GSLV4070HB-DG
400x800	Single	GSLV4080AU-SG	GSLV4080CT-SG	GSLV4080TU-SG	GSLV4080HB-SG
	Double	GSLV4080AU-DG	GSLV4080CT-DG	GSLV4080TU-DG	GSLV4080HB-DG
400x1000	Single	GSLV40100AU-SG	GSLV40100CT-SG	GSLV40100TU-DG	GSLV40100HB-SG
	Double	GSLV40100AU-DG	GSLV40100CT-DG	GSLV40100TU-DG	GSLV40100HB-DG
400x1100	Single	GSLV40110AU-SG	GSLV40110CT-SG	GSLV40110TU-SG	GSLV40110HB-SG
	Double	GSLV40110AU-DG	GSLV40110CT-DG	GSLV40110TU-DG	GSLV40110HB-DG
500x1000	Single	GSLV50100AU-SG	GSLV50100CT-SG	GSLV50100TU-SG	GSLV50100HB-SG
	Double	GSLV50100AU-DG	GSLV50100CT-DG	GSLV50100TU-DG	GSLV50100HB-DG
500x1100	Single	GSLV50110AU-SG	GSLV50110CT-SG	GSLV50110TU-SG	GSLV50110HB-SG
	Double	GSLV50110AU-DG	GSLV50110CT-DG	GSLV50110TU-DG	GSLV50110HB-DG
500x1400	Single	GSLV50140AU-SG	GSLV50140CT-SG	GSLV50140TU-SG	GSLV50140HB-SG
	Double	GSLV50140AU-DG	GSLV50140CT-DG	GSLV50140TU-DG	GSLV50140HB-DG
500x500	Single	GSLV500AU-SG	GSLV500CT-SG	GSLV500TU-SG	GSLV500HB-SG
	Double	GSLV500AU-DG	GSLV500CT-DG	GSLV500TU-DG	GSLV500HB-DG
500x700	Single	GSLV5070AU-SG	GSLV5070CT-SG	GSLV5070TU-SG	GSLV5070HB-SG
	Double	GSLV5070AU-DG	GSLV5070CT-DG	GSLV5070TU-DG	GSLV5070HB-DG
500x800	Single	GSLV5080AU-SG	GSLV5080CT-SG	GSLV5080TU-SG	GSLV5080HB-SG
	Double	GSLV5080AU-DG	GSLV5080CT-DG	GSLV5080TU-DG	GSLV5080HB-DG
500x900	Single	GSLV5090AU-SG	GSLV5090CT-SG	GSLV5090TU-SG	GSLV5090HB-SG
	Double	GSLV5090AU-DG	GSLV5090CT-DG	GSLV5090TU-DG	GSLV5090HB-DG
550x550	Single	GSLV550AU-SG	GSLV550CT-SG	GSLV550TU-SG	GSLV550HB-SG
	Double	GSLV550AU-DG	GSLV550CT-DG	GSLV550TU-DG	GSLV550HB-DG
550x800	Single	GSLV5580AU-SG	GSLV5580CT-SG	GSLV5580TU-SG	GSLV5580HB-SG
	Double	GSLV5580AU-DG	GSLV5580CT-DG	GSLV5580TU-DG	GSLV5580HB-DG
550x1100	Single	GSLV55110AU-SG	GSLV55110CT-SG	GSLV55110TU-SG	GSLV55110HB-SG
	Double	GSLV55110AU-DG	GSLV55110CT-DG	GSLV55110TU-DG	GSLV55110HB-DG
550x1200	Single	GSLV55120AU-SG	GSLV55120CT-SG	GSLV55120TU-SG	GSLV55120HB-SG
	Double	GSLV55120AU-DG	GSLV55120CT-DG	GSLV55120TU-DG	GSLV55120HB-DG
550x1400	Single	GSLV55140AU-SG	GSLV55140CT-SG	GSLV55140TU-SG	GSLV55140HB-SG
	Double	GSLV55140AU-DG	GSLV55140CT-DG	GSLV55140TU-DG	GSLV55140HB-DG
600x600	Single	GSLV600AU-SG	GSLV600CT-SG	GSLV600TU-SG	GSLV600HB-SG
	Double	GSLV600AU-DG	GSLV600CT-DG	GSLV600TU-DG	GSLV600HB-DG

# Glass Skylights - Fixed Vented (GSLV)

Common Sizes SG: Ships in up to 10 Business Days | DG: Ships in 15–20 Business Days (+2 Days for Powder Coating)

		Metal Deck Roof	Corrugated Roof	Tile Roof	Hob Mount (Concrete)
Size (mm): Nominal (Throat)	Glazing	Order Code	Order Code	Order Code	Order Code
600x800	Single	GSLV6080AU-SG	GSLV6080CT-SG	GSLV6080TU-SG	GSLV6080HB-SG
	Double	GSLV6080AU-DG	GSLV6080CT-DG	GSLV6080TU-DG	GSLV6080HB-DG
600x900	Single	GSLV6090AU-SG	GSLV6090CT-SG	GSLV6090TU-SG	GSLV6090HB-SG
	Double	GSLV6090AU-DG	GSLV6090CT-DG	GSLV6090TU-DG	GSLV6090HB-DG
600x1100	Single	GSLV60110AU-SG	GSLV60110CT-SG	GSLV60110TU-SG	GSLV60110HB-SG
	Double	GSLV60110AU-DG	GSLV60110CT-DG	GSLV60110TU-DG	GSLV60110HB-DG
600x1200	Single	GSLV60120AU-SG	GSLV60120CT-SG	GSLV60120TU-SG	GSLV60120HB-SG
	Double	GSLV60120AU-DG	GSLV60120CT-DG	GSLV60120TU-DG	GSLV60120HB-DG
800x800	Single	GSLV800AU-SG	GSLV800CT-SG	GSLV800TU-SG	GSLV800HB-SG
	Double	GSLV800AU-DG	GSLV800CT-DG	GSLV800TU-DG	GSLV800HB-DG
800x1000	Single	GSLV80100AU-SG	GSLV80100CT-SG	GSLV80100TU-SG	GSLV80100HB-SG
	Double	GSLV80100AU-DG	GSLV80100CT-DG	GSLV80100TU-DG	GSLV80100HB-DG
800x1100	Single	GSLV80110AU-SG	GSLV80110CT-SG	GSLV80110TU-SG	GSLV80110HB-SG
	Double	GSLV80110AU-DG	GSLV80110CT-DG	GSLV80110TU-DG	GSLV80110HB-DG
800x1200	Single	GSLV80120AU-SG	GSLV80120CT-SG	GSLV80120TU-SG	GSLV80120HB-SG
	Double	GSLV80120AU-DG	GSLV80120CT-DG	GSLV80120TU-DG	GSLV80120HB-DG
800x1400	Single	GSLV80140AU-SG	GSLV80140CT-SG	GSLV80140TU-SG	GSLV80140HB-SG
	Double	GSLV80140AU-DG	GSLV80140CT-DG	GSLV80140TU-DG	GSLV80140HB-DG
900x900	Single	GSLV900AU-SG	GSLV900CT-SG	GSLV900TU-SG	GSLV900HB-SG
	Double	GSLV900AU-DG	GSLV900CT-DG	GSLV900TU-DG	GSLV900HB-DG
900x1200	Single	GSLV90120AU-SG	GSLV90120CT-SG	GSLV90120TU-SG	GSLV90120HB-SG
	Double	GSLV90120AU-DG	GSLV90120CT-DG	GSLV90120TU-DG	GSLV90120HB-DG
1000x1000	Single	GSLV1000AU-SG	GSLV1000CT-SG	GSLV1000TU-SG	GSLV1000HB-SG
	Double	GSLV1000AU-DG	GSLV1000CT-DG	GSLV1000TU-DG	GSLV1000HB-DG
1100x1100	Single	GSLV1100AU-SG	GSLV1100CT-SG	GSLV1100TU-SG	GSLV1100HB-SG
	Double	GSLV1100AU-DG	GSLV1100CT-DG	GSLV1100TU-DG	GSLV1100HB-DG
1200x1200	Single	GSLV1200AU-SG	GSLV1200CT-SG	GSLV1200TU-SG	GSLV1200HB-SG
	Double	GSLV1200AU-DG	GSLV1200CT-DG	GSLV1200TU-DG	GSLV1200HB-DG

COMMON SIZES



### Glass Skylights - Fixed Vented (GSLV)

Custom P.O.A. Special Sizes

SG: Ships in up to 10 Business Days | DG: Ships in 15–20 Business Days  
(+2 Days for Powder Coating)

		Curb Mount (Steel/ Timber)	Corrugated Roof	Tile Roof	Hob Mount (Concrete)
Size (mm): Nominal (Throat)	Glazing	Order Code	Order Code	Order Code	Order Code
550x1800	Single	GSLV55180CM-SG	GSLV55180CT-SG	GSLV55180TU-SG	GSLV55180HB-SG
	Double	GSLV55180CM-DG	GSLV55180CT-DG	GSLV55180TU-DG	GSLV55180HB-DG
550x2100	Single	GSLV55210CM-SG	GSLV55210CT-SG	GSLV55210TU-SG	GSLV55210HB-SG
	Double	GSLV55210CM-DG	GSLV55210CT-DG	GSLV55210TU-DG	GSLV55210HB-DG
800x2100	Single	GSLV80210CM-SG	GSLV80210CT-SG	GSLV80210TU-SG	GSLV80210HB-SG
	Double	GSLV80210CM-DG	GSLV80210CT-DG	GSLV80210TU-DG	GSLV80210HB-DG
900x2100*	Single	GSLV90210CM-SG	GSLV90210CT-SG	GSLV90210TU-SG	GSLV90210HB-SG
	Double	GSLV90210CM-DG	GSLV90210CT-DG	GSLV90210TU-DG	GSLV90210HB-DG
1500x1500*	Single	GSLV1500CM-SG	GSLV1500CT-SG	GSLV1500TU-SG	GSLV1500HB-SG
	Double	GSLV1500CM-DG	GSLV1500CT-DG	GSLV1500TU-DG	GSLV1500HB-DG

\* Heat strengthened laminate glass inner pane

P.O.A. SPECIAL SIZES



# Flexible Shaft Glass Skylight - GSL-FSK

The Skyspan Flexible Shaft Glass Skylight is a glass Skylight that uses a flexible reflective shaft, ceiling trim and diffuser at the ceiling level in the place of an open plasterboard shaft.

The Flexible Shaft is made from highly reflective metalised tape to assist with the transfer of light and strengthened by a structural wire to hold the shaft in place for durability. The adaptable nature of the flexible shaft gives the ability to navigate around obstructing roof structures and services or resolve the complication of the ceiling penetration not directly aligning with the roof penetration.

- Cost effective option to plasterboard shaft
- Quicker to install
- Easier to install in difficult roof cavities



#### INCLUSIONS


- Flexible Shaft
- Collar
- Diffuser
- Ceiling Trim

## VENTILATION TYPES



## DIFFUSER TYPES

- Prismat®** The standard diffuser is a Clear Prismatic Diffuser that eliminates glare and produces an even spread of light by the female conical prism refracting properties.
- WarmGlo®** The option diffuser is available in both non-vented and vented models. WarmGlo Diffuser is a frosted white translucent diffuser that eliminates glare and produces a bright light that is softened for visual comfort.



Prismat





WarmGlo

## WHERE TO USE

Suitable for any room where structurally compatible.

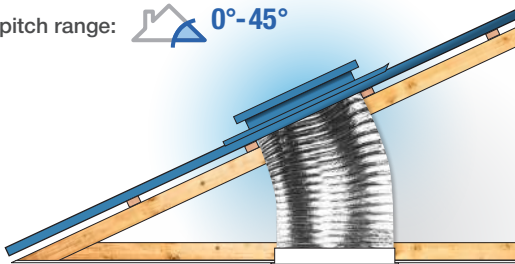
Ideal for:



 ENERGY RATING		U-VALUE	SHGC
	Single Glazed	5.6	0.74
	Double Glazed	1.3	0.27
<i>Values are centre of glass values for standard clear glass, other glazing options available</i>			
 BAL RATING - 29 **	Complies with Bushfire AS 3959-2009**		

## TYPICAL INSTALLATION

Roof pitch range:  0°-45°



INSTALLATION INSTRUCTIONS



TECHNICAL DRAWINGS



BUY ONLINE

# Flexible Shaft Glass Skylight - Non Vented (GSL-FSK)

Common Sizes SG: Ships in up to 10 Business Days | DG: Ships in 15–20 Business Days (+2 Days for Powder Coating)

Size: Nominal (Throat)	Shaft Length	Glazing	Metal Deck Roof	Corrugated Roof	Tile Roof	Corrimate
			Order Code	Order Code	Order Code	Order Code
400x400mm	1m	Single	GSL400AU-SG1.0FSK	GSL400CT-SG1.0FSK	GSL400TU-SG1.0FSK	GSL400CS-SG1.0FSK
	1m	Double	GSL400AU-DG1.0FSK	GSL400CT-DG1.0FSK	GSL400TU-DG1.0FSK	GSL400CS-DG1.0FSK
	2m	Single	GSL400AU-SG1.0FSK	GSL400CT-SG1.0FSK	GSL400TU-SG1.0FSK	GSL400CS-SG1.0FSK
	2m	Double	GSL400AU-DG1.0FSK	GSL400CT-DG1.0FSK	GSL400TU-DG1.0FSK	GSL400CS-DG1.0FSK
	3m	Single	GSL400AU-SG1.0FSK	GSL400CT-SG1.0FSK	GSL400TU-SG1.0FSK	GSL400CS-SG1.0FSK
	3m	Double	GSL400AU-DG1.0FSK	GSL400CT-DG1.0FSK	GSL400TU-DG1.0FSK	GSL400CS-DG1.0FSK
400x600mm	1m	Single	GSL4060AU-SG1.0FSK	GSL4060CT-SG1.0FSK	GSL4060TU-SG1.0FSK	GSL4060CS-SG1.0FSK
	1m	Double	GSL4060AU-DG1.0FSK	GSL4060CT-DG1.0FSK	GSL4060TU-DG1.0FSK	GSL4060CS-DG1.0FSK
	2m	Single	GSL4060AU-SG1.0FSK	GSL4060CT-SG1.0FSK	GSL4060TU-SG1.0FSK	GSL4060CS-SG1.0FSK
	2m	Double	GSL4060AU-DG1.0FSK	GSL4060CT-DG1.0FSK	GSL4060TU-DG1.0FSK	GSL4060CS-DG1.0FSK
	3m	Single	GSL4060AU-SG1.0FSK	GSL4060CT-SG1.0FSK	GSL4060TU-SG1.0FSK	GSL4060CS-SG1.0FSK
	3m	Double	GSL4060AU-DG1.0FSK	GSL4060CT-DG1.0FSK	GSL4060TU-DG1.0FSK	GSL4060CS-DG1.0FSK
400x800mm	1m	Single	GSL4080AU-SG1.0FSK	GSL4080CT-SG1.0FSK	GSL4080TU-SG1.0FSK	GSL4080CS-SG1.0FSK
	1m	Double	GSL4080AU-DG1.0FSK	GSL4080CT-DG1.0FSK	GSL4080TU-DG1.0FSK	GSL4080CS-DG1.0FSK
	2m	Single	GSL4080AU-SG1.0FSK	GSL4080CT-SG1.0FSK	GSL4080TU-SG1.0FSK	GSL4080CS-SG1.0FSK
	2m	Double	GSL4080AU-DG1.0FSK	GSL4080CT-DG1.0FSK	GSL4080TU-DG1.0FSK	GSL4080CS-DG1.0FSK
	3m	Single	GSL4080AU-SG1.0FSK	GSL4080CT-SG1.0FSK	GSL4080TU-SG1.0FSK	GSL4080CS-SG1.0FSK
	3m	Double	GSL4080AU-DG1.0FSK	GSL4080CT-DG1.0FSK	GSL4080TU-DG1.0FSK	GSL4080CS-DG1.0FSK
500x500mm	1m	Single	GSL500AU-SG1.0FSK	GSL500CT-SG1.0FSK	GSL500TU-SG1.0FSK	GSL500CS-SG1.0FSK
	1m	Double	GSL500AU-DG1.0FSK	GSL500CT-DG1.0FSK	GSL500TU-DG1.0FSK	GSL500CS-DG1.0FSK
	2m	Single	GSL500AU-SG1.0FSK	GSL500CT-SG1.0FSK	GSL500TU-SG1.0FSK	GSL500CS-SG1.0FSK
	2m	Double	GSL500AU-DG1.0FSK	GSL500CT-DG1.0FSK	GSL500TU-DG1.0FSK	GSL500CS-DG1.0FSK
	3m	Single	GSL500AU-SG1.0FSK	GSL500CT-SG1.0FSK	GSL500TU-SG1.0FSK	GSL500CS-SG1.0FSK
	3m	Double	GSL500AU-DG1.0FSK	GSL500CT-DG1.0FSK	GSL500TU-DG1.0FSK	GSL500CS-DG1.0FSK
500x700mm	1m	Single	GSL5070AU-SG1.0FSK	GSL5070CT-SG1.0FSK	GSL5070TU-SG1.0FSK	GSL5070CS-SG1.0FSK
	1m	Double	GSL5070AU-DG1.0FSK	GSL5070CT-DG1.0FSK	GSL5070TU-DG1.0FSK	GSL5070CS-DG1.0FSK
	2m	Single	GSL5070AU-SG1.0FSK	GSL5070CT-SG1.0FSK	GSL5070TU-SG1.0FSK	GSL5070CS-SG1.0FSK
	2m	Double	GSL5070AU-DG1.0FSK	GSL5070CT-DG1.0FSK	GSL5070TU-DG1.0FSK	GSL5070CS-DG1.0FSK
	3m	Single	GSL5070AU-SG1.0FSK	GSL5070CT-SG1.0FSK	GSL5070TU-SG1.0FSK	GSL5070CS-SG1.0FSK
	3m	Double	GSL5070AU-DG1.0FSK	GSL5070CT-DG1.0FSK	GSL5070TU-DG1.0FSK	GSL5070CS-DG1.0FSK
500x1100mm	1m	Single	GSL50110AU-SG1.0FSK	GSL50110CT-SG1.0FSK	GSL50110TU-SG1.0FSK	GSL50110CS-SG1.0FSK
	1m	Double	GSL50110AU-DG1.0FSK	GSL50110CT-DG1.0FSK	GSL50110TU-DG1.0FSK	GSL50110CS-DG1.0FSK
	2m	Single	GSL50110AU-SG1.0FSK	GSL50110CT-SG1.0FSK	GSL50110TU-SG1.0FSK	GSL50110CS-SG1.0FSK
	2m	Double	GSL50110AU-DG1.0FSK	GSL50110CT-DG1.0FSK	GSL50110TU-DG1.0FSK	GSL50110CS-DG1.0FSK
	3m	Single	GSL50110AU-SG1.0FSK	GSL50110CT-SG1.0FSK	GSL50110TU-SG1.0FSK	GSL50110CS-SG1.0FSK
	3m	Double	GSL50110AU-DG1.0FSK	GSL50110CT-DG1.0FSK	GSL50110TU-DG1.0FSK	GSL50110CS-DG1.0FSK
600x600mm	1m	Single	GSL600AU-SG1.0FSK	GSL600CT-SG1.0FSK	GSL600TU-SG1.0FSK	GSL600CS-SG1.0FSK
	1m	Double	GSL600AU-DG1.0FSK	GSL600CT-DG1.0FSK	GSL600TU-DG1.0FSK	GSL600CS-DG1.0FSK
	2m	Single	GSL600AU-SG1.0FSK	GSL600CT-SG1.0FSK	GSL600TU-SG1.0FSK	GSL600CS-SG1.0FSK
	2m	Double	GSL600AU-DG1.0FSK	GSL600CT-DG1.0FSK	GSL600TU-DG1.0FSK	GSL600CS-DG1.0FSK
	3m	Single	GSL600AU-SG1.0FSK	GSL600CT-SG1.0FSK	GSL600TU-SG1.0FSK	GSL600CS-SG1.0FSK
	3m	Double	GSL600AU-DG1.0FSK	GSL600CT-DG1.0FSK	GSL600TU-DG1.0FSK	GSL600CS-DG1.0FSK

COMMON SIZES



# Flexible Shaft Glass Skylight - Non Vented (GSL-FSK)

Common Sizes SG: Ships in up to 10 Business Days | DG: Ships in 15–20 Business Days (+2 Days for Powder Coating)

			Metal Deck Roof	Corrugated Roof	Tile Roof	Corrimate
Size: Nominal (Throat)	Shaft Length	Glazing	Order Code	Order Code	Order Code	Order Code
600x1200mm	1m	Single	GSL60120AU-SG1.0FSK	GSL60120CT-SG1.0FSK	GSL60120TU-SG1.0FSK	GSL60120CS-SG1.0FSK
	1m	Double	GSL60120AU-DG1.0FSK	GSL60120CT-DG1.0FSK	GSL60120TU-DG1.0FSK	GSL60120CS-DG1.0FSK
	2m	Single	GSL60120AU-SG1.0FSK	GSL60120CT-SG1.0FSK	GSL60120TU-SG1.0FSK	GSL60120CS-SG1.0FSK
	2m	Double	GSL60120AU-DG1.0FSK	GSL60120CT-DG1.0FSK	GSL60120TU-DG1.0FSK	GSL60120CS-DG1.0FSK
	3m	Single	GSL60120AU-SG1.0FSK	GSL60120CT-SG1.0FSK	GSL60120TU-SG1.0FSK	GSL60120CS-SG1.0FSK
	3m	Double	GSL60120AU-DG1.0FSK	GSL60120CT-DG1.0FSK	GSL60120TU-DG1.0FSK	GSL60120CS-DG1.0FSK
800x800mm	1m	Single	GSL800AU-SG1.0FSK	GSL800CT-SG1.0FSK	GSL800TU-SG1.0FSK	GSL800CS-SG1.0FSK
	1m	Double	GSL800AU-DG1.0FSK	GSL800CT-DG1.0FSK	GSL800TU-DG1.0FSK	GSL800CS-DG1.0FSK
	2m	Single	GSL800AU-SG1.0FSK	GSL800CT-SG1.0FSK	GSL800TU-SG1.0FSK	GSL800CS-SG1.0FSK
	2m	Double	GSL800AU-DG1.0FSK	GSL800CT-DG1.0FSK	GSL800TU-DG1.0FSK	GSL800CS-DG1.0FSK
	3m	Single	GSL800AU-SG1.0FSK	GSL800CT-SG1.0FSK	GSL800TU-SG1.0FSK	GSL800CS-SG1.0FSK
	3m	Double	GSL800AU-DG1.0FSK	GSL800CT-DG1.0FSK	GSL800TU-DG1.0FSK	GSL800CS-DG1.0FSK
900x900mm	1m	Single	GSL900AU-SG1.0FSK	GSL900CT-SG1.0FSK	GSL900TU-SG1.0FSK	GSL900CS-SG1.0FSK
	1m	Double	GSL900AU-DG1.0FSK	GSL900CT-DG1.0FSK	GSL900TU-DG1.0FSK	GSL900CS-DG1.0FSK
	2m	Single	GSL900AU-SG1.0FSK	GSL900CT-SG1.0FSK	GSL900TU-SG1.0FSK	GSL900CS-SG1.0FSK
	2m	Double	GSL900AU-DG1.0FSK	GSL900CT-DG1.0FSK	GSL900TU-DG1.0FSK	GSL900CS-DG1.0FSK
	3m	Single	GSL900AU-SG1.0FSK	GSL900CT-SG1.0FSK	GSL900TU-SG1.0FSK	GSL900CS-SG1.0FSK
	3m	Double	GSL900AU-DG1.0FSK	GSL900CT-DG1.0FSK	GSL900TU-DG1.0FSK	GSL900CS-DG1.0FSK

COMMON SIZES

# Flexible Shaft Glass Skylight - Vented (GSLV-FSK)

Common Sizes SG: Ships in up to 10 Business Days | DG: Ships in 15–20 Business Days (+2 Days for Powder Coating)

			Metal Deck Roof	Corrugated Roof	Tile Roof	Corrimate
Size: Nominal (Throat)	Shaft Length	Glazing	Order Code	Order Code	Order Code	Order Code
400x400mm	1m	Single	GSLV400AU-SG1.0FSK	GSLV400CT-SG1.0FSK	GSLV400TU-SG1.0FSK	GSLV400CS-SG1.0FSK
	1m	Double	GSLV400AU-DG1.0FSK	GSLV400CT-DG1.0FSK	GSLV400TU-DG1.0FSK	GSLV400CS-DG1.0FSK
	2m	Single	GSLV400AU-SG1.0FSK	GSLV400CT-SG1.0FSK	GSLV400TU-SG1.0FSK	GSLV400CS-SG1.0FSK
	2m	Double	GSLV400AU-DG1.0FSK	GSLV400CT-DG1.0FSK	GSLV400TU-DG1.0FSK	GSLV400CS-DG1.0FSK
	3m	Single	GSLV400AU-SG1.0FSK	GSLV400CT-SG1.0FSK	GSLV400TU-SG1.0FSK	GSLV400CS-SG1.0FSK
	3m	Double	GSLV400AU-DG1.0FSK	GSLV400CT-DG1.0FSK	GSLV400TU-DG1.0FSK	GSLV400CS-DG1.0FSK
400x600mm	1m	Single	GSLV4060AU-SG1.0FSK	GSLV4060CT-SG1.0FSK	GSLV4060TU-SG1.0FSK	GSLV4060CS-SG1.0FSK
	1m	Double	GSLV4060AU-DG1.0FSK	GSLV4060CT-DG1.0FSK	GSLV4060TU-DG1.0FSK	GSLV4060CS-DG1.0FSK
	2m	Single	GSLV4060AU-SG1.0FSK	GSLV4060CT-SG1.0FSK	GSLV4060TU-SG1.0FSK	GSLV4060CS-SG1.0FSK
	2m	Double	GSLV4060AU-DG1.0FSK	GSLV4060CT-DG1.0FSK	GSLV4060TU-DG1.0FSK	GSLV4060CS-DG1.0FSK
	3m	Single	GSLV4060AU-SG1.0FSK	GSLV4060CT-SG1.0FSK	GSLV4060TU-SG1.0FSK	GSLV4060CS-SG1.0FSK
	3m	Double	GSLV4060AU-DG1.0FSK	GSLV4060CT-DG1.0FSK	GSLV4060TU-DG1.0FSK	GSLV4060CS-DG1.0FSK
400x800mm	1m	Single	GSLV4080AU-SG1.0FSK	GSLV4080CT-SG1.0FSK	GSLV4080TU-SG1.0FSK	GSLV4080CS-SG1.0FSK
	1m	Double	GSLV4080AU-DG1.0FSK	GSLV4080CT-DG1.0FSK	GSLV4080TU-DG1.0FSK	GSLV4080CS-DG1.0FSK
	2m	Single	GSLV4080AU-SG1.0FSK	GSLV4080CT-SG1.0FSK	GSLV4080TU-SG1.0FSK	GSLV4080CS-SG1.0FSK
	2m	Double	GSLV4080AU-DG1.0FSK	GSLV4080CT-DG1.0FSK	GSLV4080TU-DG1.0FSK	GSLV4080CS-DG1.0FSK
	3m	Single	GSLV4080AU-SG1.0FSK	GSLV4080CT-SG1.0FSK	GSLV4080TU-SG1.0FSK	GSLV4080CS-SG1.0FSK
	3m	Double	GSLV4080AU-DG1.0FSK	GSLV4080CT-DG1.0FSK	GSLV4080TU-DG1.0FSK	GSLV4080CS-DG1.0FSK
500x500mm	1m	Single	GSLV500AU-SG1.0FSK	GSLV500CT-SG1.0FSK	GSLV500TU-SG1.0FSK	GSLV500CS-SG1.0FSK
	1m	Double	GSLV500AU-DG1.0FSK	GSLV500CT-DG1.0FSK	GSLV500TU-DG1.0FSK	GSLV500CS-DG1.0FSK
	2m	Single	GSLV500AU-SG1.0FSK	GSLV500CT-SG1.0FSK	GSLV500TU-SG1.0FSK	GSLV500CS-SG1.0FSK
	2m	Double	GSLV500AU-DG1.0FSK	GSLV500CT-DG1.0FSK	GSLV500TU-DG1.0FSK	GSLV500CS-DG1.0FSK
	3m	Single	GSLV500AU-SG1.0FSK	GSLV500CT-SG1.0FSK	GSLV500TU-SG1.0FSK	GSLV500CS-SG1.0FSK
	3m	Double	GSLV500AU-DG1.0FSK	GSLV500CT-DG1.0FSK	GSLV500TU-DG1.0FSK	GSLV500CS-DG1.0FSK
500x700mm	1m	Single	GSLV5070AU-SG1.0FSK	GSLV5070CT-SG1.0FSK	GSLV5070TU-SG1.0FSK	GSLV5070CS-SG1.0FSK
	1m	Double	GSLV5070AU-DG1.0FSK	GSLV5070CT-DG1.0FSK	GSLV5070TU-DG1.0FSK	GSLV5070CS-DG1.0FSK
	2m	Single	GSLV5070AU-SG1.0FSK	GSLV5070CT-SG1.0FSK	GSLV5070TU-SG1.0FSK	GSLV5070CS-SG1.0FSK
	2m	Double	GSLV5070AU-DG1.0FSK	GSLV5070CT-DG1.0FSK	GSLV5070TU-DG1.0FSK	GSLV5070CS-DG1.0FSK
	3m	Single	GSLV5070AU-SG1.0FSK	GSLV5070CT-SG1.0FSK	GSLV5070TU-SG1.0FSK	GSLV5070CS-SG1.0FSK
	3m	Double	GSLV5070AU-DG1.0FSK	GSLV5070CT-DG1.0FSK	GSLV5070TU-DG1.0FSK	GSLV5070CS-DG1.0FSK
500x1100mm	1m	Single	GSLV50110AU-SG1.0FSK	GSLV50110CT-SG1.0FSK	GSLV50110TU-SG1.0FSK	GSLV50110CS-SG1.0FSK
	1m	Double	GSLV50110AU-DG1.0FSK	GSLV50110CT-DG1.0FSK	GSLV50110TU-DG1.0FSK	GSLV50110CS-DG1.0FSK
	2m	Single	GSLV50110AU-SG1.0FSK	GSLV50110CT-SG1.0FSK	GSLV50110TU-SG1.0FSK	GSLV50110CS-SG1.0FSK
	2m	Double	GSLV50110AU-DG1.0FSK	GSLV50110CT-DG1.0FSK	GSLV50110TU-DG1.0FSK	GSLV50110CS-DG1.0FSK
	3m	Single	GSLV50110AU-SG1.0FSK	GSLV50110CT-SG1.0FSK	GSLV50110TU-SG1.0FSK	GSLV50110CS-SG1.0FSK
	3m	Double	GSLV50110AU-DG1.0FSK	GSLV50110CT-DG1.0FSK	GSLV50110TU-DG1.0FSK	GSLV50110CS-DG1.0FSK
600x600mm	1m	Single	GSLV600AU-SG1.0FSK	GSLV600CT-SG1.0FSK	GSLV600TU-SG1.0FSK	GSLV600CS-SG1.0FSK
	1m	Double	GSLV600AU-DG1.0FSK	GSLV600CT-DG1.0FSK	GSLV600TU-DG1.0FSK	GSLV600CS-DG1.0FSK
	2m	Single	GSLV600AU-SG1.0FSK	GSLV600CT-SG1.0FSK	GSLV600TU-SG1.0FSK	GSLV600CS-SG1.0FSK
	2m	Double	GSLV600AU-DG1.0FSK	GSLV600CT-DG1.0FSK	GSLV600TU-DG1.0FSK	GSLV600CS-DG1.0FSK
	3m	Single	GSLV600AU-SG1.0FSK	GSLV600CT-SG1.0FSK	GSLV600TU-SG1.0FSK	GSLV600CS-SG1.0FSK
	3m	Double	GSLV600AU-DG1.0FSK	GSLV600CT-DG1.0FSK	GSLV600TU-DG1.0FSK	GSLV600CS-DG1.0FSK

COMMON SIZES

# Flexible Shaft Glass Skylight - Vented (GSLV-FSK)

Common Sizes SG: Ships in up to 10 Business Days | DG: Ships in 15–20 Business Days (+2 Days for Powder Coating)

Size: Nominal (Throat)	Shaft Length	Glazing	Metal Deck Roof	Corrugated Roof	Tile Roof	Corrimate
			Order Code	Order Code	Order Code	Order Code
600x1200mm	1m	Single	GSLV60120AU-SG1.0FSK	GSLV60120CT-SG1.0FSK	GSLV60120CS-SG1.0FSK	GSLV60120CS-SG1.0FSK
	1m	Double	GSLV60120AU-DG1.0FSK	GSLV60120CT-DG1.0FSK	GSLV60120CS-DG1.0FSK	GSLV60120CS-DG1.0FSK
	2m	Single	GSLV60120AU-SG1.0FSK	GSLV60120CT-SG1.0FSK	GSLV60120CS-SG1.0FSK	GSLV60120CS-SG1.0FSK
	2m	Double	GSLV60120AU-DG1.0FSK	GSLV60120CT-DG1.0FSK	GSLV60120CS-DG1.0FSK	GSLV60120CS-DG1.0FSK
	3m	Single	GSLV60120AU-SG1.0FSK	GSLV60120CT-SG1.0FSK	GSLV60120CS-SG1.0FSK	GSLV60120CS-SG1.0FSK
	3m	Double	GSLV60120AU-DG1.0FSK	GSLV60120CT-DG1.0FSK	GSLV60120CS-DG1.0FSK	GSLV60120CS-DG1.0FSK
800x800mm	1m	Single	GSLV800AU-SG1.0FSK	GSLV800CT-SG1.0FSK	GSLV800CS-SG1.0FSK	GSLV800CS-SG1.0FSK
	1m	Double	GSLV800AU-DG1.0FSK	GSLV800CT-DG1.0FSK	GSLV800CS-DG1.0FSK	GSLV800CS-DG1.0FSK
	2m	Single	GSLV800AU-SG1.0FSK	GSLV800CT-SG1.0FSK	GSLV800CS-SG1.0FSK	GSLV800CS-SG1.0FSK
	2m	Double	GSLV800AU-DG1.0FSK	GSLV800CT-DG1.0FSK	GSLV800CS-DG1.0FSK	GSLV800CS-DG1.0FSK
	3m	Single	GSLV800AU-SG1.0FSK	GSLV800CT-SG1.0FSK	GSLV800CS-SG1.0FSK	GSLV800CS-SG1.0FSK
	3m	Double	GSLV800AU-DG1.0FSK	GSLV800CT-DG1.0FSK	GSLV800CS-DG1.0FSK	GSLV800CS-DG1.0FSK
900x900mm	1m	Single	GSLV900AU-SG1.0FSK	GSLV900CT-SG1.0FSK	GSLV900CS-SG1.0FSK	GSLV900CS-SG1.0FSK
	1m	Double	GSLV900AU-DG1.0FSK	GSLV900CT-DG1.0FSK	GSLV900CS-DG1.0FSK	GSLV900CS-DG1.0FSK
	2m	Single	GSLV900AU-SG1.0FSK	GSLV900CT-SG1.0FSK	GSLV900CS-SG1.0FSK	GSLV900CS-SG1.0FSK
	2m	Double	GSLV900AU-DG1.0FSK	GSLV900CT-DG1.0FSK	GSLV900CS-DG1.0FSK	GSLV900CS-DG1.0FSK
	3m	Single	GSLV900AU-SG1.0FSK	GSLV900CT-SG1.0FSK	GSLV900CS-SG1.0FSK	GSLV900CS-SG1.0FSK
	3m	Double	GSLV900AU-DG1.0FSK	GSLV900CT-DG1.0FSK	GSLV900CS-DG1.0FSK	GSLV900CS-DG1.0FSK

COMMON SIZES




**EXISTING  
SKYLIGHT**



**TOP REPLACED  
WITH SFG**

# Frame & Glass SFG

A high quality and versatile product that is just as suited in a new project as it is replacing an existing skylight. The Skyspan Frame & Glass (SFG) is supplied without flashings, allowing the installer to provide their own or use the existing flashing, when replacing the glass or dome of an existing skylight.



**7** YEAR  
WARRANTY

The Skyspan Frame & Glass is manufactured to comply with the Australia Standard AS1288 is covered by a **seven (7) year guarantee**.



**BUY ONLINE**



## Frame & Glass - Non Vented (SFG)

Common Sizes SG: Ships in up to 10 Business Days | DG: Ships in 15–20 Business Days (+2 Days for Powder Coating)

Size: Nominal (Throat)	Glazing	Order Code
400x400	Single	SFG400-SG
	Double	SFG400-DG
400x600	Single	SFG4060-SG
	Double	SFG4060-DG
400x700	Single	SFG4070-SG
	Double	SFG4070-DG
400x800	Single	SFG4080-SG
	Double	SFG4080-DG
400x1000	Single	SFG40100-SG
	Double	SFG40100-DG
400x1100	Single	SFG40110-SG
	Double	SFG40110-DG
500x1000	Single	SFG50100-SG
	Double	SFG50100-DG
500x1100	Single	SFG50110-SG
	Double	SFG50110-DG
500x1400	Single	SFG50140-SG
	Double	SFG50140-DG
500x500	Single	SFG500-SG
	Double	SFG500-DG
500x700	Single	SFG5070-SG
	Double	SFG5070-DG
500x800	Single	SFG5080-SG
	Double	SFG5080-DG
500x900	Single	SFG5090-SG
	Double	SFG5090-DG
550x550	Single	SFG550-SG
	Double	SFG550-DG
550x800	Single	SFG5580-SG
	Double	SFG5580-DG
550x1100	Single	SFG55110-SG
	Double	SFG55110-DG
550x1200	Single	SFG55120-SG
	Double	SFG55120-DG
550x1400	Single	SFG55140-SG
	Double	SFG55140-DG
600x600	Single	SFG600-SG
	Double	SFG600-DG
600x800	Single	SFG6080-SG
	Double	SFG6080-DG

Size: Nominal (Throat)	Glazing	Order Code
600x900	Single	SFG6090-SG
	Double	SFG6090-DG
600x1100	Single	SFG60110-SG
	Double	SFG60110-DG
600x1200	Single	SFG60120-SG
	Double	SFG60120-DG
800x800	Single	SFG800-SG
	Double	SFG800-DG
800x1000	Single	SFG80100-SG
	Double	SFG80100-DG
800x1100	Single	SFG80110-SG
	Double	SFG80110-DG
800x1200	Single	SFG80120-SG
	Double	SFG80120-DG
800x1400	Single	SFG80140-SG
	Double	SFG80140-DG
900x900	Single	SFG900-SG
	Double	SFG900-DG
900x1200	Single	SFG90120-SG
	Double	SFG90120-DG
1000x1000	Single	SFG1000-SG
	Double	SFG1000-DG
1100x1100	Single	SFG1100-SG
	Double	SFG1100-DG
1200x1200	Single	SFG1200-SG
	Double	SFG1200-DG
550x1800	Single	SFG55180-SG
	Double	SFG55180-DG
550x2100	Single	SFG55210-SG
	Double	SFG55210-DG
800x2100	Single	SFG80210-SG
	Double	SFG80210-DG
900x2100	Single	SFG90210-SG
	Double	SFG90210-DG
1500x1500	Single	SFG1500-SG
	Double	SFG1500-DG

# Frame & Glass - Vented (SFGV)

Common Sizes SG: Ships in up to 10 Business Days | DG: Ships in 15–20 Business Days (+2 Days for Powder Coating)

## COMMON SIZES

Size: Nominal (Throat)	Glazing	Order Code
400x400	Single	SFGV400-SG
	Double	SFGV400-DG
400x600	Single	SFGV4060-SG
	Double	SFGV4060-DG
400x700	Single	SFGV4070-SG
	Double	SFGV4070-DG
400x800	Single	SFGV4080-SG
	Double	SFGV4080-DG
400x1000	Single	SFGV40100-SG
	Double	SFGV40100-DG
400x1100	Single	SFGV40110-SG
	Double	SFGV40110-DG
500x1000	Single	SFGV50100-SG
	Double	SFGV50100-DG
500x1100	Single	SFGV50110-SG
	Double	SFGV50110-DG
500x1400	Single	SFGV50140-SG
	Double	SFGV50140-DG
500x500	Single	SFGV500-SG
	Double	SFGV500-DG
500x700	Single	SFGV5070-SG
	Double	SFGV5070-DG
500x800	Single	SFGV5080-SG
	Double	SFGV5080-DG
500x900	Single	SFGV5090-SG
	Double	SFGV5090-DG
550x550	Single	SFGV550-SG
	Double	SFGV550-DG
550x800	Single	SFGV5580-SG
	Double	SFGV5580-DG
550x1100	Single	SFGV55110-SG
	Double	SFGV55110-DG
550x1200	Single	SFGV55120-SG
	Double	SFGV55120-DG
550x1400	Single	SFGV55140-SG
	Double	SFGV55140-DG
600x600	Single	SFGV600-SG
	Double	SFGV600-DG
600x800	Single	SFGV6080-SG
	Double	SFGV6080-DG

Size: Nominal (Throat)	Glazing	Order Code
600x900	Single	SFGV6090-SG
	Double	SFGV6090-DG
600x1100	Single	SFGV60110-SG
	Double	SFGV60110-DG
600x1200	Single	SFGV60120-SG
	Double	SFGV60120-DG
800x800	Single	SFGV800-SG
	Double	SFGV800-DG
800x1000	Single	SFGV80100-SG
	Double	SFGV80100-DG
800x1100	Single	SFGV80110-SG
	Double	SFGV80110-DG
800x1200	Single	SFGV80120-SG
	Double	SFGV80120-DG
800x1400	Single	SFGV80140-SG
	Double	SFGV80140-DG
900x900	Single	SFGV900-SG
	Double	SFGV900-DG
900x1200	Single	SFGV90120-SG
	Double	SFGV90120-DG
1000x1000	Single	SFGV1000-SG
	Double	SFGV1000-DG
1100x1100	Single	SFGV1100-SG
	Double	SFGV1100-DG
1200x1200	Single	SFGV1200-SG
	Double	SFGV1200-DG
550x1800	Single	SFGV55180-SG
	Double	SFGV55180-DG
550x2100	Single	SFGV55210-SG
	Double	SFGV55210-DG
800x2100	Single	SFGV80210-SG
	Double	SFGV80210-DG
900x2100	Single	SFGV90210-SG
	Double	SFGV90210-DG
1500x1500	Single	SFGV1500-SG
	Double	SFGV1500-DG



Images above are GXLs on various flashings





# Glass Skylight GSW

## OPENING


The Skyspan GSW is a Manual Opening Glass Skylight that combines room enhancing natural light and ventilation with an externally stylish roof matching frame. Opening with a handle or extension pole allows ventilation to be controlled when needed. The Clear Double Glazed Glass affords excellent thermal barriers to the heat in summer and the cold in winter while simultaneously providing a clear view to the daylight and night sky. As a made to order product, the standard sizes and features do not restrict the product make up as the Skywindow GSL can be custom made with options for alternative sizes and materials.



CORRUGATED



METALDECK



TILE



The Skyspan GSW is manufactured to comply with the Australia Standard AS1288 is covered by a **seven (7) year guarantee**.



**SKYSPAN**  
AUSTRALIA PTY LTD



**WHERE TO USE**

Skyspan's GSW fit all Australian roof types including Corrugated, Metaldecks, Tile Roofs and Concrete Roofs. Suitable for any room where structurally compatible.

Ideal for:



SHOPPING CENTRES



HOSPITALS



HOTELS



HOMES

**MANUFACTURE**

**Flashing and Frame**

**STANDARD MATERIALS**

Aluminium frame welded for superior strength.  
0.75mm Zinalume® flashing.

**STANDARD FINISH**

Mill

**CUSTOM MATERIAL OPTIONS**

Stainless Steel    Copper    Colorbond®  
Galvanised    Colorbond® Ultra

**CUSTOM FINISH**

Powder coated to match Colorbond® colour range. See pg. 154

Standard orientation is portrait (up the roof), not landscape (across the roof). Landscape orientation is available for additional charge—use additional code LOS.

**Glazing (Complies with AS1288)**

**STANDARD GLAZING**

Neutral

**CUSTOM GLAZING OPTIONS**

Clear    Grey Tint  
White Translucent

**GLAZING**

Grade A Laminated safety glass must be used for skylights and overhead glazing installed 3m or more above the finished floor level. (AS1288)

**Performance Laminated Glazing**

High performance single glazed annealed laminate pane resists impact, providing protection

PVB interlayer eliminates 99% of UV.



**Comfort Double Glazing**

Low-E coating maximises light transmittance & reduces solar heat gain.

Toughened monolithic outer pane

12mm Argon filled cavity increases energy efficiency.

High performance double glazed annealed laminate inner pane

PVB interlayer eliminates 99% of UV



**ENERGY RATING**

	U-VALUE	SHGC
Single Glazed	5.6	0.74
Double Glazed	1.3	0.27

Values are centre of glass values for standard clear glass, other glazing options available



**BAL RATING - 29 \*\***

Complies with Bushfire AS 3959-2009\*\*

**HANDLE**

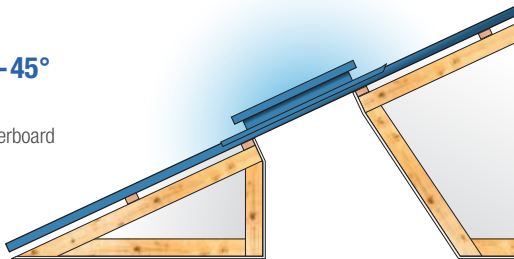
Choose between an easy wind handle or telescopic rod control for out-of-reach situations.  
1450 - 2850mm



**TYPICAL INSTALLATION**

Roof pitch range: 0°-45°

GSW shown installed with typical plasterboard light shaft.



TECHNICAL DRAWINGS



INSTALLATION INSTRUCTIONS



BUY ONLINE

# Glass Skylights - Opening (GSW)

Common Sizes SG: Ships in up to 10 Business Days | DG: Ships in 15–20 Business Days (+2 Days for Powder Coating)

		Metal Deck Roof	Corrugated Roof	Tile Roof	Hob Mount (Concrete)
Size: Nominal (Throat)	Glazing	Order Code	Order Code	Order Code	Order Code
400x400	Single	GSW400AU-SG	GSW400CT-SG	GSW400TU-SG	GSW400HB-SG
	Double	GSW400AU-DG	GSW400CT-DG	GSW400TU-DG	GSW400HB-DG
400x600	Single	GSW4060AU-SG	GSW4060CT-SG	GSW4060TU-SG	GSW4060HB-SG
	Double	GSW4060AU-DG	GSW4060CT-DG	GSW4060TU-DG	GSW4060HB-DG
400x700	Single	GSW4070AU-SG	GSW4070CT-SG	GSW4070TU-SG	GSW4070HB-SG
	Double	GSW4070AU-DG	GSW4070CT-DG	GSW4070TU-DG	GSW4070HB-DG
400x800	Single	GSW4080AU-SG	GSW4080CT-SG	GSW4080TU-SG	GSW4080HB-SG
	Double	GSW4080AU-DG	GSW4080CT-DG	GSW4080TU-DG	GSW4080HB-DG
400x1100	Single	GSW40110AU-SG	GSW40110CT-SG	GSW40110TU-SG	GSW40110HB-SG
	Double	GSW40110AU-DG	GSW40110CT-DG	GSW40110TU-DG	GSW40110HB-DG
500x500	Single	GSW500AU-SG	GSW500CT-SG	GSW500TU-SG	GSW500HB-SG
	Double	GSW500AU-DG	GSW500CT-DG	GSW500TU-DG	GSW500HB-DG
500x700	Single	GSW5070AU-SG	GSW5070CT-SG	GSW5070TU-SG	GSW5070HB-SG
	Double	GSW5070AU-DG	GSW5070CT-DG	GSW5070TU-DG	GSW5070HB-DG
500x1100	Single	GSW50110AU-SG	GSW50110CT-SG	GSW50110TU-SG	GSW50110HB-SG
	Double	GSW50110AU-DG	GSW50110CT-DG	GSW50110TU-DG	GSW50110HB-DG
500x1400	Single	GSW50140AU-SG	GSW50140CT-SG	GSW50140TU-SG	GSW50140HB-SG
	Double	GSW50140AU-DG	GSW50140CT-DG	GSW50140TU-DG	GSW50140HB-DG
550x550	Single	GSW550AU-SG	GSW550CT-SG	GSW550TU-SG	GSW550HB-SG
	Double	GSW550AU-DG	GSW550CT-DG	GSW550TU-DG	GSW550HB-DG
550x800	Single	GSW5580AU-SG	GSW5580CT-SG	GSW5580TU-SG	GSW5580HB-SG
	Double	GSW5580AU-DG	GSW5580CT-DG	GSW5580TU-DG	GSW5580HB-DG
550x1200	Single	GSW55120AU-SG	GSW55120CT-SG	GSW55120TU-SG	GSW55120HB-SG
	Double	GSW55120AU-DG	GSW55120CT-DG	GSW55120TU-DG	GSW55120HB-DG
550x1400	Single	GSW55140AU-SG	GSW55140CT-SG	GSW55140TU-SG	GSW55140HB-SG
	Double	GSW55140AU-DG	GSW55140CT-DG	GSW55140TU-DG	GSW55140HB-DG
550x1800	Single	GSW55180AU-SG	GSW55180CT-SG	GSW55180TU-SG	GSW55180HB-SG
	Double	GSW55180AU-DG	GSW55180CT-DG	GSW55180TU-DG	GSW55180HB-DG
600x600	Single	GSW600AU-SG	GSW600CT-SG	GSW600TU-SG	GSW600HB-SG
	Double	GSW600AU-DG	GSW600CT-DG	GSW600TU-DG	GSW600HB-DG
600x900	Single	GSW6090AU-SG	GSW6090CT-SG	GSW6090TU-SG	GSW6090HB-SG
	Double	GSW6090AU-DG	GSW6090CT-DG	GSW6090TU-DG	GSW6090HB-DG
600x1200	Single	GSW60120AU-SG	GSW60120CT-SG	GSW60120TU-SG	GSW60120HB-SG
	Double	GSW60120AU-DG	GSW60120CT-DG	GSW60120TU-DG	GSW60120HB-DG
800x800	Single	GSW800AU-SG	GSW800CT-SG	GSW800TU-SG	GSW800HB-SG
	Double	GSW800AU-DG	GSW800CT-DG	GSW800TU-DG	GSW800HB-DG
800x1000	Single	GSW80100AU-SG	GSW80100CT-SG	GSW80100TU-SG	GSW80100HB-SG
	Double	GSW80100AU-DG	GSW80100CT-DG	GSW80100TU-DG	GSW80100HB-DG

COMMON SIZES

# Glass Skylights - Opening (GSW)

Common Sizes SG: Ships in up to 10 Business Days | DG: Ships in 15–20 Business Days (+2 Days for Powder Coating)

		Metal Deck Roof	Corrugated Roof	Tile Roof	Hob Mount (Concrete)
Size: Nominal (Throat)	Glazing	Order Code	Order Code	Order Code	Order Code
800x1100	Single	GSW80110AU-SG	GSW80110CT-SG	GSW80110TU-SG	GSW80110HB-SG
	Double	GSW80110AU-DG	GSW80110CT-DG	GSW80110TU-DG	GSW80110HB-DG
800x1200	Single	GSW80120AU-SG	GSW80120CT-SG	GSW80120TU-SG	GSW80120HB-SG
	Double	GSW80120AU-DG	GSW80120CT-DG	GSW80120TU-DG	GSW80120HB-DG
800x1400	Single	GSW80140AU-SG	GSW80140CT-SG	GSW80140TU-SG	GSW80140HB-SG
	Double	GSW80140AU-DG	GSW80140CT-DG	GSW80140TU-DG	GSW80140HB-DG
900X900	Single	GSW900AU-SG	GSW900CT-SG	GSW900TU-SG	GSW900HB-SG
	Double	GSW900AU-DG	GSW900CT-DG	GSW900TU-DG	GSW900HB-DG
1000x1000	Single	GSW1000AU-SG	GSW1000CT-SG	GSW1000TU-SG	GSW1000HB-SG
	Double	GSW1000AU-DG	GSW1000CT-DG	GSW1000TU-DG	GSW1000HB-DG
1100x1100	Single	GSW1100AU-SG	GSW1100CT-SG	GSW1100TU-SG	GSW1100HB-SG
	Double	GSW1100AU-DG	GSW1100CT-DG	GSW1100TU-DG	GSW1100HB-DG
1200x1200	Single	GSW1200AU-SG	GSW1200CT-SG	GSW1200TU-SG	GSW1200HB-SG
	Double	GSW1200AU-DG	GSW1200CT-DG	GSW1200TU-DG	GSW1200HB-DG

COMMON SIZES

In addition to your chosen GSW code you must also seperately purchase one of the two winder options from below:



Accessory	Code
GSW Extension Pole Winder 1450 - 2850mm	GSW01



Accessory	Code
GSW Easy Wind Within Reach Crank Handle	GSW02





# Glass Circular Skylights GCSL

Skyspan Circular Glass Skylight is made from one piece of Glass with an aluminium frame to create an unblemished statement of architectural beauty.



The Skyspan Circular Glass Skylight is manufactured to comply with the Australia Standard AS4285 and is covered by a **seven (7) year guarantee**.





WHERE TO USE

Skyspan's GCSL are suitable for concrete hobs and steel or timber curb mounts. Suitable for any room where structurally compatible.

Ideal for:



SHOPPING CENTRES



HOSPITALS



HOTELS



HOMES

MANUFACTURE

Flashing and Frame

STANDARD MATERIALS

Aluminium frame welded for superior strength.

0.75mm Zincalume® flashing.

STANDARD FINISH

Mill

CUSTOM MATERIAL OPTIONS

Stainless Steel  
Galvanised

Copper

Colorbond® Ultra

Colorbond®

CUSTOM FINISH

Powder coated to match Colorbond® colour range. See pg. 154

Glazing (Complies with AS1288)

STANDARD GLAZING

Clear

CUSTOM GLAZING OPTIONS

Neutral

Grey Tint

White Translucent

GLAZING

Grade A Laminated safety glass must be used for skylights and overhead glazing installed 3m or more above the finished floor level. (AS1288)

Performance Laminated Glazing

High performance single glazed annealed laminate pane resists impact, providing protection

PVB interlayer eliminates 99% of UV.



Comfort Double Glazing


Low-E coating maximises light transmittance & reduces solar heat gain.

Toughened monolithic outer pane

12mm Argon filled cavity increases energy efficiency.

High performance double glazed annealed laminate inner pane

PVB interlayer eliminates 99% of UV



ENERGY RATING

Single Glazed  
Double Glazed

U-VALUE	SHGC
5.6	0.74
1.3	0.27

Values are centre of glass values for standard clear glass, other glazing options available



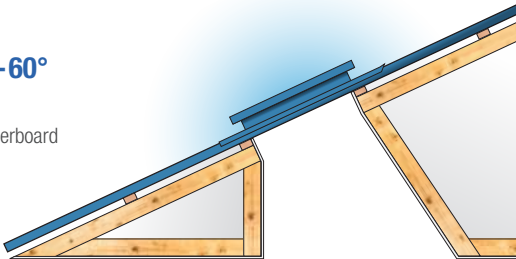
BAL RATING - 29 \*\*

Complies with Bushfire AS 3959-2009\*\*

TYPICAL INSTALLATION

Roof pitch range: 0°-60°

GCSL shown installed with typical plasterboard light shaft.



TECHNICAL DRAWINGS



INSTALLATION INSTRUCTIONS




BUY ONLINE

# Glass Circular Skylight - Non Vented (GCSL)

Common Sizes SG: Ships in up to 10 Business Days | DG: Ships in 15–20 Business Days (+2 Days for Powder Coating)

		Hob Mount (Concrete)	Curb Mount (Steel/Timber)
Diameter: Nominal (Throat)	Glazing	Order Code	Order Code
600mm	Single	GCSL600HB-SG	GCSL600CM-SG
	Double	GCSL600HB-DG	GCSL600CM-DG
700mm	Single	GCSL700HB-SG	GCSL700CM-SG
	Double	GCSL700HB-DG	GCSL700CM-DG
800mm	Single	GCSL800HB-SG	GCSL800CM-SG
	Double	GCSL800HB-DG	GCSL800CM-DG
900mm	Single	GCSL900HB-SG	GCSL900CM-SG
	Double	GCSL900HB-DG	GCSL900CM-DG
1000mm	Single	GCSL1000HB-SG	GCSL1000CM-SG
	Double	GCSL1000HB-DG	GCSL1000CM-DG
1100mm	Single	GCSL1100HB-SG	GCSL1100CM-SG
	Double	GCSL1100HB-DG	GCSL1100CM-DG
1200mm	Single	GCSL1200HB-SG	GCSL1200CM-SG
	Double	GCSL1200HB-DG	GCSL1200CM-DG

All GCSLs come standard with a square flashing. Pricing for circular flashings is available upon request.







# Roof Access Hatchways



**SKYSPAN**  
AUSTRALIA PTY LTD

All content of this catalogue including text and images are Copyright © Skyspan Australia Pty Ltd. 2025






Access Hatches (MH, MHD & MHH)



Cyclone Hatch (MHC)



Skylight Hatch (SLH)



Ezi-Slider Hatch (MSH)



Glass Hatch Manual Opening (GHMO)

# Roof Access Hatches

The Skyspan Roof Access Hatch systems are sturdy built for commercial and domestic applications. Made from Zinalume steel with secure lockable latches, the access hatchway creates safe and easy access to the roof space and protects from intruders, noise and the unwanted elements of nature. Available in 3 models, the Skyspan Roof Access Hatch system is available in all Colorbond roof colours and can fit all common Australian roof types.



The Skyspan Hatch is manufactured to comply with the Australian Standards and is covered by a **seven (7) year** guarantee.



**SKYSPAN**  
AUSTRALIA PTY LTD

# MH

## SINGLE SKIN HATCH

Ideal for both commercial and domestic applications, the Skyspan MH is a sturdy built access hatchway for safe access/ egress to the roof space for numerous applications.

- Single skin Zincalume steel lid
- Concealed gas struts
- 2 x lockable latches
- Flashing to suit all Australian roof types included
- 0.75mm Australian zincalume steel for durability
- Leakproof flashing spot welded for strength
- Powdercoated to match all Colorbond roof colours

# MHD

## DOUBLE SKIN HATCH

Designed to insulate from the outside temperature and reduce noise penetration. The lid has a double zincalume steel skin for extra rigidity which incorporates an inner core of insulation foam.

- Extra rigid double skin steel Zincalume lid with foam core
- Strengthened aluminium gas strut supports
- Concealed heavy duty gas struts
- 2 x lockable latches
- Flashing to suit all Australian roof types included
- 0.75mm Australian zincalume steel for durability
- Leakproof flashing spot welded for strength
- Powdercoated to match all Colorbond roof colours

# MHH

## HEAVY DUTY HATCH

As the premium Skyspan hatch, the MHH is a heavy duty construction designed for larger openings. To insulate from the outside temps and reduce noise penetration, the MHH incorporates the same insulated double skin lid as the MHD and a reinforced double skin frame for extra strength. It also includes heavy duty gas struts and reinforced strut support brackets.

- Reinforced heavy duty double skin Zincalume frame
- Extra rigid double skin steel Zincalume lid with foam core
- Reinforced aluminium gas strut support brackets
- Concealed heavy duty gas struts
- 2 x lockable latches
- Flashing to suit all Australian roof types included
- 0.75mm Australian zincalume steel for durability
- Leakproof flashing spot welded for strength
- Powdercoated to match all Colorbond roof colours



CORRUGATED



METALDECK



# Roof Access Hatches

## WHERE TO USE

Skyspan's Roof Access Hatch fits all Australian roof types including Corrugated, Metaldecks, Tile Roofs and Concrete Roofs. Commonly used in Industrial buildings and high rise for maintenance to rooftop plant equipment. Can also be used on residential homes.

Ideal for:



FACTORIES



SHOPPING CENTRES



HOSPITALS



HOTELS



HOMES

Roof pitch range:



## MANUFACTURE

### Flashing and Frame

#### STANDARD MATERIALS

0.75mm Zincalume®, steel spot welded for superior strength.

#### CUSTOM MATERIAL OPTIONS



#### STANDARD FINISH



Standard orientation is portrait (up the roof), not landscape (across the roof). Landscape orientation is available for additional charge—use additional code LOS.

#### CUSTOM FINISH

Powder coated to match Colorbond® colour range. See pg. 154

## LOCKS

The Access Hatch comes standard with two internal lockable latches that can be padlocked. An pad bolt lock is available as an option.

## HINGING

Hatches can be hinged on either short or long sides. Short side is the standard hinge fixing.

## FIRE RATING

Roof access is manufactured from non-combustible materials and creates a non-combustible lining to the roof.



TECHNICAL DRAWINGS



INSTALLATION INSTRUCTIONS



BUY ONLINE





**SKYSPAN**  
AUSTRALIA PTY LTD





TILE



# MH - Single Skin Hatch

Stock Sizes Ships in 1-2 Business Days (Add 2 Days for Powder Coating)

STOCK SIZES

Size: Nominal (Throat)	Roof Type	Code
600x600mm	METAL DECK	MH600AU
	CORRUGATED	MH600CT
	TILE	MH600TU
800x800mm	METAL DECK	MH800AU
	CORRUGATED	MH800CT
	TILE	MH800TU
800x1100mm	METAL DECK	MH80110AU
	CORRUGATED	MH80110CT
900x900mm	METAL DECK	MH900AU
	CORRUGATED	MH900CT
1000x1000mm	METAL DECK	MH1000AU
	CORRUGATED	MH1000CT

**MH - Single Skin Hatch**Cells highlighted in   are stock sizes

Common Sizes Ships in 3-5 Business Days (Add 2 Days for Powder Coating)

Size: Nominal (Throat)	Roof Type	Code
500x700mm	METAL DECK	MH5070AU
	CORRUGATED	MH5070CT
	TILE	MH5070TU
	HOB MOUNT (CONCRETE)	MH5070HB
500x1100mm	METAL DECK	MH50110AU
	CORRUGATED	MH50110CT
	TILE	MH50110TU
	HOB MOUNT (CONCRETE)	MH50110HB
600x600mm	METAL DECK	MH600AU
	CORRUGATED	MH600CT
	TILE	MH600TU
	HOB MOUNT (CONCRETE)	MH600HB
600x900mm	METAL DECK	MH6090AU
	CORRUGATED	MH6090CT
	TILE	MH6090TU
	HOB MOUNT (CONCRETE)	MH6090HB
600x1200mm	METAL DECK	MH60120AU
	CORRUGATED	MH60120CT
	TILE	MH60120TU
	HOB MOUNT (CONCRETE)	MH60120HB
800x800mm	METAL DECK	MH800AU
	CORRUGATED	MH800CT
	TILE	MH800TU
	HOB MOUNT (CONCRETE)	MH800HB
800x1100mm	METAL DECK	MH80110AU
	CORRUGATED	MH80110CT
	TILE	MH80110TU
	HOB MOUNT (CONCRETE)	MH80110HB
900x900mm	METAL DECK	MH900AU
	CORRUGATED	MH900CT
	TILE	MH900TU
	HOB MOUNT (CONCRETE)	MH900HB
900x1200mm	METAL DECK	MH90120AU
	CORRUGATED	MH90120CT
	TILE	MH90120TU
	HOB MOUNT (CONCRETE)	MH90120HB
1000x1000mm	METAL DECK	MH1000AU
	CORRUGATED	MH1000CT
	TILE	MH1000TU
	HOB MOUNT (CONCRETE)	MH1000HB

## MHD - Double Skin Hatch

Stock Sizes Ships in 1-2 Business Days (Add 2 Days for Powder Coating)

Size: Nominal (Throat)	Roof Type	Code
600x600mm	Metal Deck	MHD600AU
800x800mm	Metal Deck	MHD800AU
900x900mm	Metal Deck	MHD900AU

Common Sizes Ships in 3-5 Business Days (Add 2 Days for Powder Coating)

Cells highlighted in   are stock sizes

Size: Nominal (Throat)	Roof Type	Code
400x400mm	Metal Deck	MHD400AU
	Corrugated	MHD400CT
	Hob Mount (Concrete)	MHD400HB
	Tile	MHD400TU
400x700mm	Metal Deck	MHD4070AU
	Corrugated	MHD4070CT
	Hob Mount (Concrete)	MHD4070HB
	Tile	MHD4070TU
400x1000mm	Metal Deck	MHD40100AU
	Corrugated	MHD40100CT
	Hob Mount (Concrete)	MHD40100HB
	Tile	MHD40100TU
500x700mm	Metal Deck	MHD5070AU
	Corrugated	MHD5070CT
	Hob Mount (Concrete)	MHD5070HB
500x1100mm	Metal Deck	MHD50110AU
	Corrugated	MHD50110CT
	Hob Mount (Concrete)	MHD50110HB
550x550mm	Metal Deck	MHD550AU
	Corrugated	MHD550CT
	Hob Mount (Concrete)	MHD550HB
	Tile	MHD550TU
550x800mm	Metal Deck	MHD5580AU
	Corrugated	MHD5580CT
	Hob Mount (Concrete)	MHD5580HB
	Tile	MHD5580TU
550x1100mm	Metal Deck	MHD55110AU
	Corrugated	MHD55110CT
	Hob Mount (Concrete)	MHD55110HB
	Tile	MHD55110TU
550x1400mm	Metal Deck	MHD55140AU
	Corrugated	MHD55140CT
	Hob Mount (Concrete)	MHD55140HB
	Tile	MHD55140TU
600x600mm	Metal Deck	MHD600AU
	Corrugated	MHD600CT
	Hob Mount (Concrete)	MHD600HB
	Tile	MHD600TU



**SKYSPAN**  
AUSTRALIA PTY LTD



## Common Sizes Ships in 3-5 Business Days (Add 2 Days for Powder Coating)

Cells highlighted in   are stock sizes

Size: Nominal (Throat)	Roof Type	Code
600x800mm	Metal Deck	MHD6080AU
	Corrugated	MHD6080CT
	Hob Mount (Concrete)	MHD6080HB
	Tile	MHD6080TU
600x900mm	Metal Deck	MHD6090AU
	Corrugated	MHD6090CT
	Hob Mount (Concrete)	MHD6090HB
600x1100mm	Metal Deck	MHD60110AU
	Corrugated	MHD60110CT
	Hob Mount (Concrete)	MHD60110HB
	Tile	MHD60110TU
600x1200mm	Metal Deck	MHD60120AU
	Corrugated	MHD60120CT
	Hob Mount (Concrete)	MHD60120HB
600x1500mm	Metal Deck	MHD60150AU
	Corrugated	MHD60150CT
	Hob Mount (Concrete)	MHD60150HB
	Tile	MHD60150TU
800x800mm	Metal Deck	MHD800AU
	Corrugated	MHD800CT
	Hob Mount (Concrete)	MHD800HB
800x1100mm	Metal Deck	MHD80110AU
	Corrugated	MHD80110CT
	Hob Mount (Concrete)	MHD80110HB
	Tile	MHD80110TU
800x1200mm	Metal Deck	MHD80120AU
	Corrugated	MHD80120CT
	Hob Mount (Concrete)	MHD80120HB
	Tile	MHD80120TU
800x1400mm	Metal Deck	MHD80140AU
	Corrugated	MHD80140CT
	Hob Mount (Concrete)	MHD80140HB
	Tile	MHD80140TU
900x900mm	Metal Deck	MHD900AU
	Corrugated	MHD900CT
	Hob Mount (Concrete)	MHD900HB
	Tile	MHD900TU
900x1200mm	Metal Deck	MHD90120AU
	Corrugated	MHD90120CT
	Hob Mount (Concrete)	MHD90120HB
1000x1000mm	Metal Deck	MHD1000AU
	Corrugated	MHD1000CT
	Hob Mount (Concrete)	MHD1000HB
	Tile	MHD1000TU
1100x1100mm	Metal Deck	MHD1100AU
	Corrugated	MHD1100CT
	Hob Mount (Concrete)	MHD1100HB
	Tile	MHD1100TU

## MHH - Heavy Duty Hatch

Common Sizes Ships in 8-10 Business Days (Add 2 Days for Powder Coating)


Size: Nominal (Throat)	Roof Type	Code
900x900mm	Metal Deck	MHH900AU
	Corrugated	MHH900CT
	Hob Mount (Concrete)	MHH900HB
900x1200mm	Metal Deck	MHH90120AU
	Corrugated	MHH90120CT
	Hob Mount (Concrete)	MHH90120HB
1000x1000mm	Metal Deck	MHH1000AU
	Corrugated	MHH1000CT
	Hob Mount (Concrete)	MHH1000HB
1000x1300mm	Metal Deck	MHH100130AU
	Corrugated	MHH100130CT
	Hob Mount (Concrete)	MHH100130HB
1000x1500mm	Metal Deck	MHH100150AU
	Corrugated	MHH100150CT
	Hob Mount (Concrete)	MHH100150HB
1100x1100mm	Metal Deck	MHH1100AU
	Corrugated	MHH1100CT
	Hob Mount (Concrete)	MHH1100HB
1200x1200mm	Metal Deck	MHH1200AU
	Corrugated	MHH1200CT
	Hob Mount (Concrete)	MHH1200HB

Custom P.O.A. Special Sizes Ships in 10-15 Business Days (Add 2 Days for Powder Coating)

Size: Nominal (Throat)	Roof Type	Code
1200x1800mm	Curb Mount (Steel/Timber)	MHH120180CM
	Hob Mount (Concrete)	MHH120180HB
1500x1500mm	Curb Mount (Steel/Timber)	MHH1500CM
	Corrugated	MHH1500CT
	Hob Mount (Concrete)	MHH1500HB



**SKYSPAN**  
AUSTRALIA PTY LTD



Images above are of various roof access hatchways on various flashings



# Cyclone Hatch MHC

Designed for Cyclones that effect the northern parts of Australia, it is manufactured to the highest standards to withstand the toughest environments.



- Designed for Cyclone Rated Wind Region C & D as per Australian Standard 1170.2 - 2011
- Engineer Certified for Cyclone Rated Wind Region C & D as per Australian Standard 1170.2 - 2011
- Aluminium for durability in harsh environments
- Fully welded for strength
- Gas struts
- Heavy duty bolted locks
- Weather tight gasket seals

## WHERE TO USE

Ideal for the cyclone regions of northern Australia. Commonly used on Industrial buildings and high rise for maintenance to rooftop plant equipment. Can also be used on residential homes.

Ideal for:



FACTORIES



SHOPPING CENTRES



HOSPITALS



HOTELS



HOMES

Roof pitch range:



0°-60°

## MANUFACTURE

### Flashing and Lid

#### STANDARD MATERIALS

3mm aluminium welded for superior strength.

#### STANDARD FINISH

Mill

#### CUSTOM FINISH

Powder coated to match Colorbond colour range. See pg. 156

## LOCKS

The Access Hatch comes standard with two internal lockable latches that can be padlocked. An pad bolt lock is available as an option.

## FIRE RATING

Roof access is manufactured from non-combustible materials and creates a non-combustible lining to the roof.

## HINGING

Stainless steel hinges. Can be hinged on either short or long sides. Short side is the standard hinge fixing.



TECHNICAL DRAWINGS



INSTALLATION INSTRUCTIONS



BUY ONLINE



**SKYSPAN**  
AUSTRALIA PTY LTD



## Cyclone Hatch (MHC)

Custom P.O.A. Special Sizes Ships in up to 15 Business Days (Add 2 Days for Powder Coating)

Size	Roof Type	Code
600x600mm	Curb Mount (Steel/Timber)	MHC600CM
	Hob Mount (Concrete)	MHC600HB
800x800mm	Curb Mount (Steel/Timber)	MHC800CM
	Hob Mount (Concrete)	MHC800HB
800x1100	Curb Mount (Steel/Timber)	MHC80110CM
	Hob Mount (Concrete)	MHC80110HB

P.O.A. SIZES



# Skylight Hatch - SLH

Ideal for both commercial and domestic applications, the Skyspan Skylight Hatch is a sturdy built access hatchway for safe access/egress to the roof space for numerous applications and also a provision of natural lighting and ventilation to the building.

- Acrylic dome
- Zinalume® steel flashing
- Concealed gas struts
- 2 x lockable latches
- Flashing to suit all Australian roof types included
- 0.75mm Australian zinalume steel for durability
- Leakproof flashing spot welded for strength
- Powdercoated to match all Colorbond® roof colours



**7 YEAR**  
WARRANTY

The Skyspan Skylight Hatch is manufactured to comply with the Australia Standard AS4285 and is covered by a **seven (7) year guarantee.**



## WHERE TO USE

Skyspan's SLH fits all Australian roof types including Corrugated, Metaldecks, Tile Roofs and Concrete Roofs. Commonly used in Industrial buildings and high rise for maintenance to rooftop plant equipment. Can also be used on residential homes.

Ideal for:



Easy grip handle for opening.



Concealed gas struts.



Two internal lockable latches.

## MANUFACTURE

### Flashing and Frame

#### STANDARD MATERIALS

0.75mm Zincolume®, steel spot welded for superior strength.

#### CUSTOM MATERIAL OPTIONS



#### STANDARD FINISH

Mill

#### CUSTOM FINISH

Powder coated to match Colorbond® colour range. See pg. 154

Standard orientation is portrait (up the roof), not landscape (across the roof). Landscape orientation is available for additional charge—use additional code LOS.



INSTALLATION  
INSTRUCTIONS



TECHNICAL DRAWINGS

## Dome

#### STANDARD MATERIALS

Formed 3mm acrylic.  
4.5mm for larger sizes.

#### STANDARD COLOUR

Opal  
(White Translucent)

#### CUSTOM COLOUR OPTIONS

Grey Tint Clear

Roof pitch range: 0°-50°

## LOCKS

The Access Hatch comes standard with two internal lockable latches that can be padlocked. A pad bolt lock is available as an option.

## HINGING

Hatches can be hinged on either short or long sides. Short side is the standard hinge fixing.



BUY ONLINE



ENERGY RATING\*

VLT 98% / SC .098 / SHGC .85 / U-Value 5.5



BAL RATING - LOW

Complies with Bushfire AS 3959-2009

\* In closed position only. Ember Guard is required for roof pitches below 18°.

# Skylight Hatch (SLH)

Common Sizes Ships in up to 5 Business Days (Add 2 Days for Powder Coating)

COMMON SIZES

		Corrugated Roof	Metal Deck Roof	Tile Roof	Hob Mount (Concrete)
Size: Nominal (Throat)	Dome Colour	Order Code	Order Code	Order Code	Order Code
450x500mm	Clear	SLH500AU-C	SLH500CT-C	SLH500TU-C	SLH500HB-C
	Opal	SLH500AU-O	SLH500CT-O	SLH500TU-O	SLH500HB-O
	Tint	SLH500AU-T	SLH500CT-T	SLH500TU-T	SLH500HB-T
450x700mm	Clear	SLH5070AU-C	SLH5070CT-C	SLH5070TU-C	SLH5070HB-C
	Opal	SLH5070AU-O	SLH5070CT-O	SLH5070TU-O	SLH5070HB-O
	Tint	SLH5070AU-T	SLH5070CT-T	SLH5070TU-T	SLH5070HB-T
450x1100mm	Clear	SLH50110AU-C	SLH50110CT-C	SLH50110TU-C	SLH50110HB-C
	Opal	SLH50110AU-O	SLH50110CT-O	SLH50110TU-O	SLH50110HB-O
	Tint	SLH50110AU-T	SLH50110CT-T	SLH50110TU-T	SLH50110HB-T
550x550mm	Clear	SLH6055AU-C	SLH6055CT-C	SLH6055TU-C	SLH6055HB-C
	Opal	SLH6055AU-O	SLH6055CT-O	SLH6055TU-O	SLH6055HB-O
	Tint	SLH6055AU-T	SLH6055CT-T	SLH6055TU-T	SLH6055HB-T
550x600mm	Clear	SLH600AU-C	SLH600CT-C	SLH600TU-C	SLH600HB-C
	Opal	SLH600AU-O	SLH600CT-O	SLH600TU-O	SLH600HB-O
	Tint	SLH600AU-T	SLH600CT-T	SLH600TU-T	SLH600HB-T
550x800mm	Clear	SLH6080AU-C	SLH6080CT-C	SLH6080TU-C	SLH6080HB-C
	Opal	SLH6080AU-O	SLH6080CT-O	SLH6080TU-O	SLH6080HB-O
	Tint	SLH6080AU-T	SLH6080CT-T	SLH6080TU-T	SLH6080HB-T
550x900mm	Clear	SLH6090AU-C	SLH6090CT-C	SLH6090TU-C	SLH6090HB-C
	Opal	SLH6090AU-O	SLH6090CT-O	SLH6090TU-O	SLH6090HB-O
	Tint	SLH6090AU-T	SLH6090CT-T	SLH6090TU-T	SLH6090HB-T
550x1100mm	Clear	SLH60110AU-C	SLH60110CT-C	SLH60110TU-C	SLH60110HB-C
	Opal	SLH60110AU-O	SLH60110CT-O	SLH60110TU-O	SLH60110HB-O
	Tint	SLH60110AU-T	SLH60110CT-T	SLH60110TU-T	SLH60110HB-T
550x1200mm	Clear	SLH60120AU-C	SLH60120CT-C	SLH60120TU-C	SLH60120HB-C
	Opal	SLH60120AU-O	SLH60120CT-O	SLH60120TU-O	SLH60120HB-O
	Tint	SLH60120AU-T	SLH60120CT-T	SLH60120TU-T	SLH60120HB-T
550x1400mm	Clear	SLH60140AU-C	SLH60140CT-C	SLH60140TU-C	SLH60140HB-C
	Opal	SLH60140AU-O	SLH60140CT-O	SLH60140TU-O	SLH60140HB-O
	Tint	SLH60140AU-T	SLH60140CT-T	SLH60140TU-T	SLH60140HB-T
600x600mm	Clear	SLH6560AU-C	SLH6560CT-C	SLH6560TU-C	SLH6560HB-C
	Opal	SLH6560AU-O	SLH6560CT-O	SLH6560TU-O	SLH6560HB-O
	Tint	SLH6560AU-T	SLH6560CT-T	SLH6560TU-T	SLH6560HB-T



## Skylight Hatch (SLH)

Common Sizes Ships in up to 5 Business Days (Add 2 Days for Powder Coating)

		Corrugated Roof	Metal Deck Roof	Tile Roof	Hob Mount (Concrete)
Size: Nominal (Throat)	Dome Colour	Order Code	Order Code	Order Code	Order Code
600x1200mm	Clear	SLH65120AU-C	SLH65120CT-C	SLH65120TU-C	SLH65120HB-C
	Opal	SLH65120AU-O	SLH65120CT-O	SLH65120TU-O	SLH65120HB-O
	Tint	SLH65120AU-T	SLH65120CT-T	SLH65120TU-T	SLH65120HB-T
600x1500mm	Clear	SLH65150AU-C	SLH65150CT-C	SLH65150TU-C	SLH65150HB-C
	Opal	SLH65150AU-O	SLH65150CT-O	SLH65150TU-O	SLH65150HB-O
	Tint	SLH65150AU-T	SLH65150CT-T	SLH65150TU-T	SLH65150HB-T
750x800mm	Clear	SLH800AU-C	SLH800CT-C	SLH800TU-C	SLH800HB-C
	Opal	SLH800AU-O	SLH800CT-O	SLH800TU-O	SLH800HB-O
	Tint	SLH800AU-T	SLH800CT-T	SLH800TU-T	SLH800HB-T
750x1100mm	Clear	SLH80110AU-C	SLH80110CT-C	SLH80110TU-C	SLH80110HB-C
	Opal	SLH80110AU-O	SLH80110CT-O	SLH80110TU-O	SLH80110HB-O
	Tint	SLH80110AU-T	SLH80110CT-T	SLH80110TU-T	SLH80110HB-T
800x800mm	Clear	SLH8580AU-C	SLH8580CT-C	SLH8580TU-C	SLH8580HB-C
	Opal	SLH8580AU-O	SLH8580CT-O	SLH8580TU-O	SLH8580HB-O
	Tint	SLH8580AU-T	SLH8580CT-T	SLH8580TU-T	SLH8580HB-T
800x1100mm	Clear	SLH85110AU-C	SLH85110CT-C	SLH85110TU-C	SLH85110HB-C
	Opal	SLH85110AU-O	SLH85110CT-O	SLH85110TU-O	SLH85110HB-O
	Tint	SLH85110AU-T	SLH85110CT-T	SLH85110TU-T	SLH85110HB-T
800x1200mm	Clear	SLH85120AU-C	SLH85120CT-C	SLH85120TU-C	SLH85120HB-C
	Opal	SLH85120AU-O	SLH85120CT-O	SLH85120TU-O	SLH85120HB-O
	Tint	SLH85120AU-T	SLH85120CT-T	SLH85120TU-T	SLH85120HB-T
800x1400mm	Clear	SLH85140AU-C	SLH85140CT-C	SLH85140TU-C	SLH85140HB-C
	Opal	SLH85140AU-O	SLH85140CT-O	SLH85140TU-O	SLH85140HB-O
	Tint	SLH85140AU-T	SLH85140CT-T	SLH85140TU-T	SLH85140HB-T
850x900mm	Clear	SLH900AU-C	SLH900CT-C	SLH900TU-C	SLH900HB-C
	Opal	SLH900AU-O	SLH900CT-O	SLH900TU-O	SLH900HB-O
	Tint	SLH900AU-T	SLH900CT-T	SLH900TU-T	SLH900HB-T
900x900mm	Clear	SLH95090AU-C	SLH95090CT-C	SLH95090TU-C	SLH95090HB-C
	Opal	SLH95090AU-O	SLH95090CT-O	SLH95090TU-O	SLH95090HB-O
	Tint	SLH95090AU-T	SLH95090CT-T	SLH95090TU-T	SLH95090HB-T
1050x1100mm	Clear	SLH1100AU-C	SLH1100CT-C	SLH1100TU-C	SLH1100HB-C
	Opal	SLH1100AU-O	SLH1100CT-O	SLH1100TU-O	SLH1100HB-O
	Tint	SLH1100AU-T	SLH1100CT-T	SLH1100TU-T	SLH1100HB-T

COMMON SIZES



# Ezi-Slider®

## Hatch

### MSH MODEL

Skyspan Ezi-Slider® Sliding Access Hatchway system is ideal for high wind areas due to its low profile slide open action. Sturdy built from Zincalume steel, the Ezi-Slider offers easy and secure access to the roof space. Optional double skinned lid available for increased insulation.

- Single skin Zincalume steel lid
- Ball Bearing Slides
- Slide bolt for secure locking
- Flashing to suit all Australian roof types included
- 0.75mm Australian zincalume steel for durability
- Leakproof flashing spot welded for strength
- Powdercoated to match all Colorbond® roof colours



The Skyspan Ezi-Slider® Hatch is manufactured to comply with the Australia Standard AS4285 and is covered by a **seven (7) year guarantee.**



Slide bolt for secure locking.




Ball bearing slides for easy opening.



Easy grip handle for opening.



Rubber waterproof strips to stop leaks.



## WHERE TO USE

Skyspan's Ezi-Slider® Hatch fits Corrugated, Metaldecks and Concrete Roofs. Commonly used in Industrial buildings and high rise for maintenance to rooftop plant equipment. Can also be used on residential homes.

Ideal for:



FACTORIES



SHOPPING CENTRES



HOSPITALS



HOTELS



HOMES

Roof pitch range: **LANDSCAPE**  **0°-5°** **PORTRAIT**  **0°-10°**

## MANUFACTURE

### Flashing and Frame

#### STANDARD MATERIALS

0.75mm Zinalume®, steel spot welded for superior strength.

#### CUSTOM MATERIAL OPTIONS

 Stainless Steel

 Aluminium

 Copper

 Galvanised

 Colorbond®

 Colorbond® Ultra

#### STANDARD FINISH

 Mill

#### CUSTOM FINISH

Powder coated to match **Colorbond** colour range. See pg. 154

Standard orientation is portrait (up the roof), not landscape (across the roof). Landscape orientation is available for additional charge—use additional code LOS.

## LOCKS

The access hatch comes standard with a pad bolt lock for security.

## FIRE RATING

Roof Access is manufactured from non-combustible materials and creates a non-combustible lining to the roof.



INSTALLATION  
INSTRUCTIONS



TECHNICAL DRAWINGS



BUY ONLINE

## Ezi-Slider® Hatch (MSH)

Common Sizes Ships in up to 10 Business Days (Add 2 Days for Powder Coating)

### COMMON SIZES

Size: Nominal (Throat)	Roof Type	Code
600x600mm	Metal Deck	MSH600AU
	Corrugated	MSH600CT
	Hob Mount (Concrete)	MSH600HB
600x1200mm	Metal Deck	MSH60120AU
	Corrugated	MSH60120CT
	Hob Mount (Concrete)	MSH60120HB
800x800mm	Metal Deck	MSH800AU
	Corrugated	MSH800CT
	Hob Mount (Concrete)	MSH800HB
800x1200mm	Metal Deck	MSH80120AU
	Corrugated	MSH80120CT
	Hob Mount (Concrete)	MSH80120HB
800x1400mm	Metal Deck	MSH80140AU
	Corrugated	MSH80140CT
	Hob Mount (Concrete)	MSH80140HB
900x900mm	Metal Deck	MSH900AU
	Corrugated	MSH900CT
	Hob Mount (Concrete)	MSH900HB
1000x1000mm	Metal Deck	MSH1000AU
	Corrugated	MSH1000CT
	Hob Mount (Concrete)	MSH1000HB
1000x1500mm	Metal Deck	MSH100150AU
	Corrugated	MSH100150CT
	Hob Mount (Concrete)	MSH100150HB
1200x1200mm	Metal Deck	MSH1200AU
	Corrugated	MSH1200CT
	Hob Mount (Concrete)	MSH1200HB



**SKYSPAN**  
AUSTRALIA PTY LTD



Ezi-Slider® Hatch (MSH)

Custom P.O.A. Special Sizes Ships in up to 15 Business Days (Add 2 Days for Powder Coating)

Size: Nominal (Throat)	Roof Type	Code
1500x1500mm	Metal Deck	MSH1500AU
	Corrugated	MSH1500CT
	Hob Mount (Concrete)	MSH1500HB
1800x1800mm	Metal Deck	MSH1800AU
	Corrugated	MSH1800CT
	Hob Mount (Concrete)	MSH1800HB


POA



# Glass Hatch

## MANUAL OPENING (GHMO)

Skyspan Manual Opening Glass Hatch combines the benefits of natural lighting with Roof Access and Ventilation when needed. Gas strut assisted opening provides minimal effort to operate while the aluminium framed glass creates a look equal to any Glass Skylight.



The Skyspan Glass Hatch is manufactured to comply with the Australia Standard AS4285 and is covered by a **seven (7) year guarantee.**



**SKYSPAN**  
AUSTRALIA PTY LTD



**WHERE TO USE**

Skyspan's GHMO are suitable for concrete hobs and steel or timber curb mounts. Suitable for any room where structurally compatible.

Ideal for:



SHOPPING CENTRES



HOSPITALS



HOTELS



HOMES

**TYPICAL INSTALLATION**

Roof pitch range: 0°-60°

**GLAZING**

Grade A Laminated safety glass must be used for skylights and overhead glazing installed 3m or more above the finished floor level. (AS1288)

**Performance Laminated Glazing**

High performance single glazed heat strengthened laminate pane resists impact, providing protection

PVB interlayer eliminates 99% of UV.

**Comfort Double Glazing**


Low-E coating maximises light transmittance & reduces solar heat gain.

Toughened monolithic outer pane

12mm Argon filled cavity increases energy efficiency.

High performance double glazed heat strengthened laminate inner pane

PVB interlayer eliminates 99% of UV

**ENERGY RATING**

Single Glazed  
Double Glazed

U-VALUE

5.6  
1.3

SHGC

0.74  
0.27

Values are centre of glass values for standard clear glass, other glazing options available

**BAL RATING - 29 \*\***

Complies with Bushfire AS 3959-2009\*\*

**MANUFACTURE****Flashing and Frame****STANDARD MATERIALS**

Aluminium frame welded for superior strength.  
0.75mm Zinalume® flashing.

**STANDARD FINISH**

Mill

**CUSTOM MATERIAL OPTIONS**

Stainless Steel

Galvanised

Copper

Colorbond® Ultra

Colorbond®

**CUSTOM FINISH**

Powder coated to match **Colorbond** colour range. See pg. 154

**Glazing (Complies with AS1288)****STANDARD GLAZING**

Clear

**CUSTOM GLAZING OPTIONS**

Neutral

White

Translucent

Grey Tint



**INSTALLATION INSTRUCTIONS**



**TECHNICAL DRAWINGS**



**BUY ONLINE**

# Manual Opening Glass Hatch (GHMO)

Common Sizes SG: Ships in up to 10 Business Days | DG: Ships in 15–20 Business Days (+2 Days for Powder Coating)

		Curb Mount (Steel/Timber)	Hob Mount (Concrete)
Size: Nominal (Throat)	Glazing	Order Code	Order Code
500x500	Single	GHMO500CM-SG	GHMO500HB-SG
	Double	GHMO500CM-DG	GHMO500HB-DG
500x700	Single	GHMO5070CM-SG	GHMO5070HB-SG
	Double	GHMO5070CM-DG	GHMO5070HB-DG
500x1100	Single	GHMO50110CM-SG	GHMO50110HB-SG
	Double	GHMO50110CM-DG	GHMO50110HB-DG
600x600	Single	GHMO600CM-SG	GHMO600HB-SG
	Double	GHMO600CM-DG	GHMO600HB-DG
600x900	Single	GHMO6090CM-SG	GHMO6090HB-SG
	Double	GHMO6090CM-DG	GHMO6090HB-DG
600x1200	Single	GHMO60120CM-SG	GHMO60120HB-SG
	Double	GHMO60120CM-DG	GHMO60120HB-DG
800x800	Single	GHMO800CM-SG	GHMO800HB-SG
	Double	GHMO800CM-DG	GHMO800HB-DG
800x1100	Single	GHMO80110CM-SG	GHMO80110HB-SG
	Double	GHMO80110CM-DG	GHMO80110HB-DG
900x900	Single	GHMO900CM-SG	GHMO900HB-SG
	Double	GHMO900CM-DG	GHMO900HB-DG
900x1200	Single	GHMO90120CM-SG	GHMO90120HB-SG
	Double	GHMO90120CM-DG	GHMO90120HB-DG
1100x1100	Single	GHMO1100CM-SG	GHMO1100HB-SG
	Double	GHMO1100CM-DG	GHMO1100HB-DG
1200x1200	Single	GHMO1200CM-SG	GHMO1200HB-SG
	Double	GHMO1200CM-DG	GHMO1200HB-DG

COMMON SIZES






COMMON SIZES





# Accessories



Replacement Domes



Skylight Fans (DMF & SLF)



Soaker Tray (SLF)



Security Grill (SSG)



FSK Accessories



Sunpipe Accessories



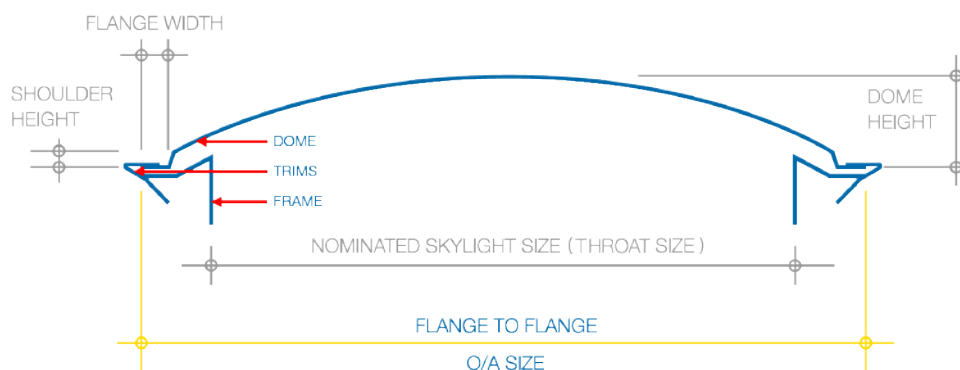
# Custom Dome

## ORDER FORM

- Standard skylight dome shoulder height is 16mm. Also available in 32mm.
- Standard skylight dome flange widths are 22mm. Flange widths are also available in custom sizes.
- Standard Skyspan dome Flange to Flange size is 145mm larger than the clear light size (500mm skylight plus 145mm = 645mm Flange to Flange size)

<b>**Flange to Flange Size</b>	_____ mm x _____ mm	
<b>**Shoulder Height</b>	<input type="checkbox"/> Standard (16mm)	or Specify _____ mm
<b>**Dome Height</b>	<input type="checkbox"/> Standard	or Specify _____ mm
<b>*Flange Width</b>	<input type="checkbox"/> Standard (22mm)	or Specify _____ mm
<b>**Dome Colour</b>	<input type="checkbox"/> Opal <input type="checkbox"/> Clear <input type="checkbox"/> Tint	<b>**Polymer Dome Material Type</b> <input type="checkbox"/> Acrylic <input type="checkbox"/> Polycarbonate

**Legend: \*\*Critical Measurement needed \*Useful Dimensions (but not essential)**




**SKYSPAN**  
AUSTRALIA PTY LTD



## REPLACEMENT DOMES

### Standard Sizes

- Standard size range
- 3.0mm acrylic
- Over 40 other dies
- Polycarbonate - P.O.A.



#### STANDARD COLOUR


☐ Opal  
(White Translucent)

#### CUSTOM COLOUR OPTIONS

☐ Grey Tint


☐ Clear

**7** YEAR  
WARRANTY



**Other replacement domes available.  
Enquire today!**

**1300 SKYSPAN (759 772)**



# Replacement Domes

Stock Sizes Ships in 1-2 Business Days

Size: Nominal (Throat)	Flange to Flange	Dome Colour	Code
400x400mm	545x545mm	OPAL	400DO
400x600mm	545x745mm	OPAL	4060DO
400x800mm	545x945mm	OPAL	4080DO
400x1100mm	545x1245mm	OPAL	40110DO
500x500mm	645x645mm	OPAL	500DO
500x700mm	645x845mm	OPAL	5070DO
500x800mm	645x945mm	OPAL	5080DO
500x1100mm	645x1245mm	OPAL	50110DO
600x600mm	745x745mm	OPAL	600DO
600x900mm	745x1045mm	OPAL	6090DO
600x1200mm	745x1345mm	OPAL	60120DO
650x650mm	795x795mm	OPAL	650DO
650x800mm	795x945mm	OPAL	6580DO
650x1100mm	795x1245mm	OPAL	65110DO
800x800mm	945x945mm	OPAL	800DO
800x1100mm	945x1245mm	OPAL	80110DO
900x900mm	1045x1045mm	OPAL	900DO
1000x1000mm	1145x1145mm	OPAL	1000DO
1100x1100mm	1245x1245mm	OPAL	1100DO
1200x1200mm	1345x1345mm	OPAL	1200DO

STOCK SIZES

Replacement Domes

Common Sizes Ships in 3-5 Business Days

Cells highlighted in  are stock sizes

Size: Nominal (Throat)	Flange to Flange	Dome Colour	Code
400x400mm	545x545mm	Clear	400DC
		Opal	400DO
		Tint	400DT
400x600mm	545x745mm	Clear	4060DC
		Opal	4060DO
		Tint	4060DT
400x700mm	545x845mm	Clear	4070DC
		Opal	4070DO
		Tint	4070DT
400x800mm	545x945mm	Clear	4080DC
		Opal	4080DO
		Tint	4080DT
400x1000mm	545x1145mm	Clear	4010DC
		Opal	4010DO
		Tint	4010DT
400x1100mm	545x1245mm	Clear	40110DC
		Opal	40110DO
		Tint	40110DT
500x500mm	645x645mm	Clear	500DC
		Opal	500DO
		Tint	500DT
500x700mm	645x845mm	Clear	5070DC
		Opal	5070DO
		Tint	5070DT
500x800mm	645x945mm	Clear	5080DC
		Opal	5080DO
		Tint	5080DT
500x900mm	645x1045mm	Clear	5090DC
		Opal	5090DO
		Tint	5090DT
500x1000mm	645x1145mm	Clear	50100DC
		Opal	50100DO
		Tint	50100DT
500x1100mm	645x1245mm	Clear	50110DC
		Opal	50110DO
		Tint	50110DT
500x1400mm	645x1545mm	Clear	50140DC
		Opal	50140DO
		Tint	50140DT

COMMON SIZES

# Replacement Domes

Common Sizes Ships in 3-5 Business Days

Cells highlighted in   are stock sizes

Size: Nominal (Throat)	Flange to Flange	Dome Colour	Code
550x550mm	695x695mm	Clear	550DC
		Opal	550DO
		Tint	550DT
550x800mm	695x945mm	Clear	5580DC
		Opal	5580DO
		Tint	5580DT
550x1100mm	695x1245mm	Clear	55110DC
		Opal	55110DO
		Tint	55110DT
550x1400mm	695x1545mm	Clear	55140DC
		Opal	55140DO
		Tint	55140DT
600x600mm	745x745mm	Clear	600DC
		Opal	600DO
		Tint	600DT
600x800mm	745x945mm	Clear	6080DC
		Opal	6080DO
		Tint	6080DT
600x900mm	745x1045mm	Clear	6090DC
		Opal	6090DO
		Tint	6090DT
600x1100mm	745x1245mm	Clear	60110DC
		Opal	60110DO
		Tint	60110DT
600x1200mm	745x1345mm	Clear	60120DC
		Opal	60120DO
		Tint	60120DT
650x650mm	795x795mm	Clear	650DC
		Opal	650DO
		Tint	650DT
650x800mm	795x945mm	Clear	650DC
		Opal	650DO
		Tint	650DT
650x1100mm	795x1245mm	Clear	65110DC
		Opal	65110DO
		Tint	65110DT
800x800mm	945x945mm	Clear	800DC
		Opal	800DO
		Tint	800DT

COMMON SIZES



## Replacement Domes

Cells highlighted in   are stock sizes

### Common Sizes

 Ships in 3-5 Business Days

Size: Nominal (Throat)	Flange to Flange	Dome Colour	Code
800x1100mm	945x1245mm	Clear	80110DC
		Opal	80110DO
		Tint	80110DT
800x1200mm	945x1345mm	Clear	80120DC
		Opal	80120DO
		Tint	80120DT
800x1400mm	945x1545mm	Clear	80140DC
		Opal	80140DO
		Tint	80140DT
900x900mm	1045x1045mm	Clear	900DC
		Opal	900DO
		Tint	900DT
900x1200mm	1045x1345mm	Clear	90120DC
		Opal	90120DO
		Tint	90120DT
900x1500mm	1045x1645mm	Clear	90150DC
		Opal	90150DO
		Tint	90150DT
1000x1000mm	1145x1145mm	Clear	1000DC
		Opal	1000DO
		Tint	1000DT
1000x2000mm	1145x2145mm	Clear	100200DC
		Opal	100200DO
		Tint	100200DT
1100x1100mm	1245x1245mm	Clear	1100DC
		Opal	1100DO
		Tint	1100DT
1200x1200mm	1345x1345mm	Clear	1200DC
		Opal	1200DO
		Tint	1200DT

COMMON SIZES

# Replacement Domes

Custom P.O.A. Special Sizes Ships in 10-15 Business Days

Size: Nominal (Throat)	Flange to Flange	Dome Colour	Code
550x2100mm	695x2245mm	Clear	55210DC
		Opal	55210DO
		Tint	55210DT
800x2100mm	945x2245mm	Clear	80210DC
		Opal	80210DO
		Tint	80210DT
900x2100mm	1045x2245mm	Clear	90210DC
		Opal	90210DO
		Tint	90210DT
1000x1500mm	1145x1645mm	Clear	100150DC
		Opal	100150DO
		Tint	100150DT
1000x2000mm	1145x2145mm	Clear	100200DC
		Opal	100200DO
		Tint	100200DT
1000x2500mm	1145x2645mm	Clear	100250DC
		Opal	100250DO
		Tint	100250DT
1500x1500mm	1645x1645mm	Clear	1500DC
		Opal	1500DO
		Tint	1500DT
1500x2000mm	1645x2145mm	Clear	150200DC
		Opal	150200DO
		Tint	150200DT
1500x2500mm	1645x2645mm	Clear	150250DC
		Opal	150250DO
		Tint	150250DT
1800x1800mm	1945x1945mm	Clear	1800DC
		Opal	1800DO
		Tint	1800DT
2000x2000mm	2145x2145mm	Clear	2000DC
		Opal	2000DO
		Tint	2000DT
2200x2200mm	2345x2345mm	Clear	2200DC
		Opal	2200DO
		Tint	2200DT
2400x2400mm	2545x2545mm	Clear	2400DC
		Opal	2400DO
		Tint	2400DT

CUSTOM P.O.A. SPECIAL SIZES

## Set of Trims

Ships in 3-5 Business Days (Add 2 Days for Powder Coating)

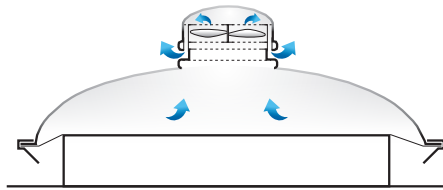
To Suite Flange to Flange	Code
545x545mm	400SOT
545x745mm	4060SOT
545x845mm	4070SOT
545x945mm	4080SOT
545x1145mm	40100SOT
545x1245mm	40110SOT
645x645mm	500SOT
645x845mm	5070SOT
645x945mm	5080SOT
645x1045mm	5090SOT
645x1145mm	50100SOT
645x1245mm	50110SOT
645x1545mm	50140SOT
695x695mm	550SOT
695x945mm	5580SOT
695x1245mm	55110SOT
695x1545mm	55140SOT
695x2245mm	55210SOT
745x745mm	600SOT
745x945mm	6080SOT
745x1045mm	6090SOT
745x1245mm	60110SOT
745x1345mm	60120SOT
795x795mm	650SOT
795x945mm	6580SOT

To Suite Flange to Flange	Code
795x1245mm	65110SOT
945x945mm	800SOT
945x1245mm	80110SOT
945x1345mm	80120SOT
945x1545mm	80140SOT
945x2245mm	80210SOT
1045x1045mm	900SOT
1045x1345mm	90120SOT
1045x1645mm	90150SOT
1045x2245mm	90210SOT
1145x1145mm	1000SOT
1145x1645mm	100150SOT
1145x2145mm	100200SOT
1145x2645mm	100250SOT
1245x1245mm	1100SOT
1345x1345mm	1200SOT
1645x1645mm	1500SOT
1645x2145mm	150200SOT
1645x2645mm	150250SOT
1945x1945mm	1800SOT
2145x2145mm	2000SOT
2345x2345mm	2200SOT
2545x2545mm	24000SOT

# Skylight Fans

## Dome Fan (DMF)

Can only be purchased in conjunction with a Skyspan Traditional Skylight (SL)



Dome Fans mount on the outside of a non-vented skylight dome, making them quieter than other systems. It pulls air up the skylight shaft and vents it through the Dome Fan's waterproof cap. The system uses one roof penetration and one ceiling fixture for both ventilation and natural light.

**Airflow Performance:** 215 m<sup>3</sup>/hr  
**Sound Level (at 3m):** 36dBA  
**Voltage:** 240V  
**Watts:** 25W

Skylight Size	Code
400x400mm	400DMF
400x600mm	4060DMF
400x700mm	4070DMF
400x800mm	4080DMF
400x1000mm	40100DMF
400x1100mm	40110DMF
500x500mm	500DMF
500x700mm	5070DMF
500x800mm	5080DMF
500x900mm	5090DMF
500x1000mm	50100DMF
500x1100mm	50110DMF
500x1400mm	50140DMF
550x550mm	550DMF
550x800mm	5580DMF
550x1100mm	55110DMF
550x1400mm	55140DMF
600x600mm	600DMF
600x800mm	6080DMF
600x900mm	6090DMF
600x1100mm	60110DMF
600x1200mm	60120DMF
650x650mm	650DMF
650x800mm	6580DMF

Skylight Size	Code
650x1100mm	65110DMF
800x800mm	800DMF
800x1100mm	80110DMF
800x1200mm	80120DMF
800x1400mm	80140DMF
900x900mm	900DMF
900x1200mm	90120DMF
900x1500mm	90150DMF
1000x1000mm	1000DMF
1100x1100mm	1100DMF
1200x1200mm	1200DMF

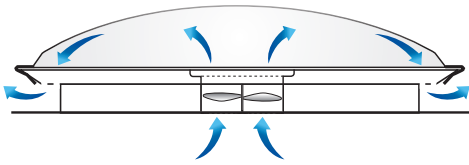




## Skylight Fans

### Skylight Fan (SLF)

Can only be purchased in conjunction with a Skyspan Traditional Skylight (SL)



Skylight Fans are located in the Skylight frame at the roof level. The air is mechanically sucked up the at skylight shaft and forced outside via the perforations in the metal Skylight frame. The system uses just one roof penetration and one ceiling fixture for both ventilation and natural light. If paired with an Opal Dome from outside, it looks like a standard skylight with nothing on the dome.

**Airflow Performance:** 260 m³/hr  
**Sound Level (at 3m):** 45dBA  
**Voltage:** 240V  
**Watts:** 30W

Skylight Size	Code
400x400mm	400SLF
400x600mm	4060SLF
400x700mm	4070SLF
400x800mm	4080SLF
400x1000mm	40100SLF
400x1100mm	40110SLF
500x500mm	500SLF
500x700mm	5070SLF
500x800mm	5080SLF
500x900mm	5090SLF
500x1000mm	50100SLF
500x1100mm	50110SLF
500x1400mm	50140SLF
550x550mm	550SLF
550x800mm	5580SLF
550x1100mm	55110SLF
550x1400mm	55140SLF
600x600mm	600SLF
600x800mm	6080SLF
600x900mm	6090SLF
600x1100mm	60110SLF
600x1200mm	60120SLF
650x650mm	650SLF
650x800mm	6580SLF

Skylight Size	Code
650x1100mm	65110SLF
800x800mm	800SLF
800x1100mm	80110SLF
800x1200mm	80120SLF
800x1400mm	80140SLF
900x900mm	900SLF
900x1200mm	90120SLF
900x1500mm	90150SLF
1000x1000mm	1000SLF
1100x1100mm	1100SLF
1200x1200mm	1200SLF



## Soaker Tray

Ships in up to 3 Business Days (Add 2 Days for Powder Coating)

Can only be purchased in conjunction with a Skyspan Traditional Skylight (SL)



Skylight Size	Code
400x400mm	400ST
400x600mm	4060ST
400x700mm	4070ST
400x800mm	4080ST
400x1000mm	40100ST
400x1100mm	40110ST
500x500mm	500ST
500x700mm	5070ST
500x800mm	5080ST
500x900mm	5090ST
500x1000mm	50100ST
500x1100mm	50110ST
500x1400mm	50140ST
550x550mm	550ST
550x800mm	5580ST
550x1100mm	55110ST
550x1400mm	55140ST
600x600mm	600ST
600x800mm	6080ST
600x900mm	6090ST
600x1100mm	60110ST
600x1200mm	60120ST
650x650mm	650ST
650x800mm	6580ST

Skylight Size	Code
650x1100mm	65110ST
800x800mm	800ST
800x1100mm	80110ST
800x1200mm	80120ST
800x1400mm	80140ST
900x900mm	900ST
900x1200mm	90120ST
900x1500mm	90150ST
1000x1000mm	1000ST
1100x1100mm	1100ST
1200x1200mm	1200ST

## Security Grill

Steel Mesh Powder Coated White. Fixed Inside Skylight

Ships in 10-15 Business Days. Can only be purchased in conjunction with a Skyspan Traditional Skylight (SL)



Skylight Size	Code
400x400mm	400SSG
400x600mm	4060SSG
400x700mm	4070SSG
400x800mm	4080SSG
400x1000mm	40100SSG
400x1100mm	40110SSG
500x500mm	500SSG
500x700mm	5070SSG
500x800mm	5080SSG
500x900mm	5090SSG
500x1000mm	50100SSG
500x1100mm	50110SSG
500x1400mm	50140SSG
550x550mm	550SSG
550x800mm	5580SSG
550x1100mm	55110SSG
550x1400mm	55140SSG
600x600mm	600SSG
600x800mm	6080SSG
600x900mm	6090SSG
600x1100mm	60110SSG
600x1200mm	60120SSG
650x650mm	650SSG
650x800mm	6580SSG

Skylight Size	Code
650x1100mm	65110SSG
800x800mm	800SSG
800x1100mm	80110SSG
800x1200mm	80120SSG
800x1400mm	80140SSG
900x900mm	900SSG
900x1200mm	90120SSG
900x1500mm	90150SSG
1000x1000mm	1000SSG
1100x1100mm	1100SSG
1200x1200mm	1200SSG

## FSK Accessories

### Flexible Shaft

Ships in 3-5 Business Days.



Skylight Size	Shaft Length	Code
400x400mm	1.0m	400-1.0FS
	2.0m	400-2.0FS
	3.0m	400-3.0FS
400x600mm	1.0m	4060-1.0FS
	2.0m	4060-2.0FS
	3.0m	4060-3.0FS
400x800mm	1.0m	4080-1.0FS
	2.0m	4080-2.0FS
	3.0m	4080-3.0FS
500x500mm	1.0m	500-1.0FS
	2.0m	500-2.0FS
	3.0m	500-3.0FS
500x700mm	1.0m	5070-1.0FS
	2.0m	5070-2.0FS
	3.0m	5070-3.0FS
500x1100mm	1.0m	50110-1.0FS
	2.0m	50110-2.0FS
	3.0m	50110-3.0FS
600x600mm	1.0m	600-1.0FS
	2.0m	600-2.0FS
	3.0m	600-3.0FS
600x1200mm	1.0m	60120-1.0FS
	2.0m	60120-2.0FS
	3.0m	60120-3.0FS
800x800mm	1.0m	800-1.0FS
	2.0m	800-2.0FS
	3.0m	800-3.0FS
900x900mm	1.0m	900-1.0FS
	2.0m	900-2.0FS
	3.0m	900-3.0FS



## FSK Accessories

### Collar

Ships in 3-5 Business Days.



Skylight Size	Code
400x400mm	400COL
400x600mm	4060COL
400x700mm	4070COL
400x800mm	4080COL
500x500mm	500COL
500x700mm	5070COL
500x800mm	5080COL
500x1100mm	50110COL
550x550mm	550COL
550x800mm	5580COL
550x1100mm	55110COL
600x600mm	600COL
600x1200mm	60120COL
800x800mm	800COL
900x900mm	900COL

## FSK Accessories

### 2.5mm K12 Prismatic Diffuser

Ships in 3-5 Business Days.



Skylight Size	Cut Size	Code
400x400mm	385x385mm	400K12
400x600mm	385x585mm	4060K12
400x700mm	385x685mm	4070K12
400x800mm	385x785mm	4080K12
400x1000mm	385x985mm	40100K12
400x1100mm	385x1085mm	40110K12
500x500mm	485x485mm	500K12
500x700mm	485x685mm	5070K12
500x800mm	485x785mm	5080K12
500x900mm	485x885mm	5090K12
500x1000mm	485x985mm	50100K12
500x1100mm	485x1085mm	50110K12
500x1400mm	485x1385mm	50140K12
550x550mm	535x535mm	550K12
550x800mm	535x785mm	5580K12
550x1100mm	535x1085mm	55110K12
550x1400mm	535x1385mm	55140K12
600x600mm	585x585mm	600K12
600x800mm	585x785mm	6080K12
600x900mm	585x885mm	6090K12
600x1100mm	585x1085mm	60110K12
600x1200mm	585x1185mm	60120K12
650x650mm	635x635mm	650K12
650x800mm	635x785mm	6580K12
650x1100mm	635x1085mm	65110K12
800x800mm	785x785mm	800K12
800x1100mm	785x1085mm	80110K12
800x1200mm	785x1185mm	80120K12
800x1400mm	785x1385mm	80140K12
900x900mm	885x885mm	900K12
900x1200mm	885x1185mm	90120K12
900x1500mm	885x1485mm	90150K12
1000x1000mm	985x985mm	1000K12
1100x1100mm	1085x1085mm	1100K12
1200x1200mm	1185x1185mm	1200K12

## FSK Accessories

### 4.5mm Warmglo Diffuser

Ships in 3-5 Business Days.




Skylight Size	Cut Size	Code
400x400mm	385x385mm	400WG
400x600mm	385x585mm	4060WG
400x700mm	385x685mm	4070WG
400x800mm	385x785mm	4080WG
400x1000mm	385x985mm	40100WG
400x1100mm	385x1085mm	40110WG
500x500mm	485x485mm	500WG
500x700mm	485x685mm	5070WG
500x800mm	485x785mm	5080WG
500x900mm	485x885mm	5090WG
500x1000mm	485x985mm	50100WG
500x1100mm	485x1085mm	50110WG
500x1400mm	485x1385mm	50140WG
550x550mm	535x535mm	550WG
550x800mm	535x785mm	5580WG
550x1100mm	535x1085mm	55110WG
550x1400mm	535x1385mm	55140WG
600x600mm	585x585mm	600WG
600x800mm	585x785mm	6080WG
600x900mm	585x885mm	6090WG
600x1100mm	585x1085mm	60110WG
600x1200mm	585x1185mm	60120WG
650x650mm	635x635mm	650WG
650x800mm	635x785mm	6580WG
650x1100mm	635x1085mm	65110WG
800x800mm	785x785mm	800WG
800x1100mm	785x1085mm	80110WG
800x1200mm	785x1185mm	80120WG
800x1400mm	785x1385mm	80140WG
900x900mm	885x885mm	900WG
900x1200mm	885x1185mm	90120WG
900x1500mm	885x1485mm	90150WG
1000x1000mm	985x985mm	1000WG
1100x1100mm	1085x1085mm	1100WG
1200x1200mm	1185x1185mm	1200WG

## FSK Accessories

### Egg Crate/Light Grid Diffuser

Ships in 3-5 Business Days.



Skylight Size	Cut Size	Code
400x400mm	385x385mm	400LG
400x600mm	385x585mm	4060LG
400x700mm	385x685mm	4070LG
400x800mm	385x785mm	4080LG
400x1000mm	385x985mm	40100LG
400x1100mm	385x1085mm	40110LG
500x500mm	485x485mm	500LG
500x700mm	485x685mm	5070LG
500x800mm	485x785mm	5080LG
500x900mm	485x885mm	5090LG
500x1000mm	485x985mm	50100LG
500x1100mm	485x1085mm	50110LG
500x1400mm	485x1385mm	50140LG
550x550mm	535x535mm	550LG
550x800mm	535x785mm	5580LG
550x1100mm	535x1085mm	55110LG
550x1400mm	535x1385mm	55140LG
600x600mm	585x585mm	600LG
600x800mm	585x785mm	6080LG
600x900mm	585x885mm	6090LG
600x1100mm	585x1085mm	60110LG
600x1200mm	585x1185mm	60120LG
650x650mm	635x635mm	650LG
650x800mm	635x785mm	6580LG
650x1100mm	635x1085mm	65110LG
800x800mm	785x785mm	800LG
800x1100mm	785x1085mm	80110LG
800x1200mm	785x1185mm	80120LG
800x1400mm	785x1385mm	80140LG
900x900mm	885x885mm	900LG
900x1200mm	885x1185mm	90120LG
900x1500mm	885x1485mm	90150LG
1000x1000mm	985x985mm	1000LG
1100x1100mm	1085x1085mm	1100LG
1200x1200mm	1185x1185mm	1200LG



FSK Accessories

Moulded (Vented) 2.5mm K12 Prismatic Diffuser

Ships in 3-5 Business Days.



Skylight Size	Cut Size	Code
400x400mm	385x385mm	400MD
400x600mm	385x585mm	4060MD
400x700mm	385x685mm	4070MD
400x800mm	385x785mm	4080MD
500x500mm	485x485mm	500MD
500x700mm	485x685mm	5070MD
500x800mm	485x785mm	5080MD
500x1100mm	485x785mm	50110MD
550x550mm	535x535mm	550MD
550x800mm	535x785mm	5580MD
550x1100mm	535x1085mm	55110MD
600x600mm	585x585mm	600MD
600x1200mm	585x1185mm	60120MD
800x800mm	785x785mm	800MD
900x900mm	885x885mm	900MD

# FSK Accessories

## White Ceiling T Bar Frame

Ships in 3-5 Business Days.



Skylight Size	Code
400x400mm	400TBF
400x600mm	4060TBF
400x700mm	4070TBF
400x800mm	4080TBF
400x1000mm	40100TBF
400x1100mm	40110TBF
500x500mm	500TBF
500x700mm	5070TBF
500x800mm	5080TBF
500x900mm	5090TBF
500x1000mm	50100TBF
500x1100mm	50110TBF
500x1400mm	50140TBF
550x550mm	550TBF
550x800mm	5580TBF
550x1100mm	55110TBF
550x1400mm	55140TBF
600x600mm	600TBF
600x800mm	6080TBF
600x900mm	6090TBF
600x1100mm	60110TBF
600x1200mm	60120TBF
650x650mm	650TBF
650x800mm	6580TBF
650x1100mm	65110TBF
800x800mm	800TBF
800x1100mm	80110TBF
800x1200mm	80120TBF
800x1400mm	80140TBF
900x900mm	900TBF
900x1200mm	90120TBF
900x1500mm	90150TBF
1000x1000mm	1000TBF
1100x1100mm	1100TBF
1200x1200mm	1200TBF

## Sunpipe Accessories

Ships in 3-5 Business Days.

### Domes - Clear



Sunpipe DIA	Flange to Flange	Code
300mm	330mm	300-S-DC
400mm	430mm	400-S-DC
500mm	530mm	500-S-DC

### Flexible Shaft



Sunpipe DIA	Shaft Length	Code
300mm	2.0m	300-S-2.0FS
	3.0m	300-S-3.0FS
400mm	2.0m	400-S-2.0FS
	3.0m	400-S-3.0FS
500mm	2.0m	500-S-2.0FS
	3.0m	500-S-3.0FS

### Ceiling Ring



Sunpipe DIA	Code
300mm	300-SCR
400mm	400-SCR
500mm	500-SCR

### Diffuser



Sunpipe DIA	Diffuser Type	Code
300mm	Warmglo	300-S-WG
	Primat	300-SK12
400mm	Warmglo	400-S-WG
	Primat	400-SK12
500mm	Warmglo	500-S-WG
	Primat	500-SK12

# Velux Skylights

**VELUX®**

Not only a preferred supplier of Velux skylights, Skyspan is also a manufacturer of quality custom flashings to suit the Velux range of products as shown on the following pages. Designed to fit to all Australian roof types, Skyspan flashings are manufactured from 0.75mm Zincalume steel and powdercoated to match the Colorbond range.

*Bringing light to life*





VSS Solar Powered



VSE Electric Opening



FCM Fixed (Non-Opening)



VS Manual Opening



FS Fixed (Non-Opening)



GPL Duel Action Roof Window



VCS Solar Powered



VCM Manual Operated



GGL Centre Pivot Roof Window



TWF Sun Tunnel Flexible



TWR Sun Tunnel Rigid



TCR Sun Tunnel Rigid Flat Roof

**VELUX®**

# Velux Flat Roof Skylight Flashing

**FOR ROOF PITCH - ABOVE 5°**

Custom Skylight Flashings are used to install Velux Flat Roof Skylights when the roof pitch is above 5°. Velux Flat Roof Skylights do not come with any flashings so a custom flashing is needed so it can be installed. Skyspan Custom Skylight Flashings are used to install Velux Pitched Skylights onto Tile, Corrugated, Metaldeck and Concrete Roofs. Included with the Flashing is a Timber hob for the FCM to be mounted to and the plasterboard shaft to be fixed to. The Flashings are spot welded together in one piece saving the time of building a flashing and can be Powdercoated to match Colorbond Roofing colours reducing the colour contrast on the roof.




The Skyspan Velux Skylight Flashing is manufactured to comply with the Australian Standards and is covered by a **seven (7) year guarantee**.

## VELUX MODELS COMPATIBLE



**FCM**  
Fixed Non-Opening




**VCM**  
Manual Opening




**VCS**  
Solar Opening






METALDECK



CORRUGATED



TILE



## ROOF PITCH

Roof pitch range:  **5° - 90°**



## MANUFACTURE

### Flashing and Frame

#### STANDARD MATERIALS

0.75mm Zincalume®, steel spot welded for superior strength.

#### CUSTOM MATERIAL OPTIONS

 Stainless Steel	 Aluminium	 Copper
 Galvanised	 Colorbond® Ultra	 Colorbond®

#### STANDARD FINISH

 Mill

#### CUSTOM FINISH

Powder coated to match **Colorbond®** colour range. See pg. 154

## SIZES

All Velux Pitch Skylight sizes.



TECHNICAL DRAWINGS



INSTALLATION  
INSTRUCTIONS



BUY ONLINE

Standard orientation is portrait (up the roof), not landscape (across the roof). Landscape orientation is available for additional charge—use additional code LOS.

# Velux Flat Roof Skylight Flashing

Stock Sizes Ships in 1-2 Business Days (Add 2 Days for Powder Coating)

## For Roof Pitch 5°+

Velux Size Code	Roof Type	Order Code
1430 (460x870mm)	Metal Deck	V1430TFAU
	Corrugated	V1430TFCT
	Tile	V1430TFTU
2222 (665x665mm)	Metal Deck	V2222TFAU
	Corrugated	V2222TFCT
	Tile	V2222TFTU
2230 (665x870mm)	Metal Deck	V2230TFAU
	Corrugated	V2230TFCT
	Tile	V2230TFTU
2234 (665x970mm)	Metal Deck	V2234TFAU
	Corrugated	V2234TFCT
	Tile	V2234TFTU
2246 (665x1275mm)	Metal Deck	V2246TFAU
	Corrugated	V2246TFCT
	Tile	V2246TFTU
2270 (665x1885mm)	Metal Deck	V2270TFAU
	Corrugated	V2270TFCT
	Tile	V2270TFTU
3030 (870x870mm)	Metal Deck	V3030TFAU
	Corrugated	V3030TFCT
	Tile	V3030TFTU
3046 (870x1275mm)	Metal Deck	V3046TFAU
	Corrugated	V3046TFCT
	Tile	V3046TFTU
3055 (870x1505mm)	Metal Deck	V3055TFAU
	Corrugated	V3055TFCT
	Tile	V3055TFTU
3434 (970x970mm)	Metal Deck	V3434TFAU
	Corrugated	V3434TFCT
	Tile	V3434TFTU
3446 (970x1275mm)	Metal Deck	V3446TFAU
	Corrugated	V3446TFCT
	Tile	V3446TFTU
4646 (1275x1275mm)	Metal Deck	V4646TFAU
	Corrugated	V4646TFCT
	Tile	V4646TFTU

STOCK SIZES



# Velux Flat Roof Skylight Flashing

Common Sizes Ships in 3-5 Business Days (Add 2 Days for Powder Coating)

## For Roof Pitch 5°+

Velux Size Code	Roof Type	Order Code
3072 (870 x 1935mm)	Metal Deck	V3072TFAU
	Corrugated	V3072TFCT
	Tile	V3072TFTU
4622 (1275x665mm)	Metal Deck	V4622TFAU
	Corrugated	V4622TFCT
	Tile	V4622TFTU
4672 (1275x1935mm)	Metal Deck	V4672TFAU
	Corrugated	V4672TFCT
	Tile	V4672TFTU

COMMON SIZES

**VELUX®**

# Velux Flat Roof Skylight Flashing




## PITCH ADAPTOR FOR ROOF PITCH - BELOW 5°

Custom Skylight Flashings are used to install Velux Flat Roof Skylights when the roof pitch is below 5°. Velux Flat Roof Skylights won't leak below 5°, however Velux recommends they are pitched with a slight pitch to prevent condensation build up and water ponding. Velux Flat Roof Skylights do not come with any flashings so a custom flashing is needed so it can be installed. Skyspan Custom Skylight Flashings are used to install Velux Flat Roof Skylights onto Tile, Corrugated, Metaldeck and Concrete Roofs. Included with the Flashing is a Timber hob for the FCM to be mounted to and the plasterboard shaft to be fixed to.

### VELUX MODELS COMPATIBLE



**FCM**  
Fixed Non-Opening



**VCM**  
Manual Opening



**VCS**  
Solar Opening



The Skyspan Velux Skylight Flashing is manufactured to comply with the Australian Standards and is covered by a **seven (7) year guarantee**.




**SKYSPAN**  
AUSTRALIA PTY LTD



METALDECK



## ROOF PITCH

Roof pitch range:  **0°-5°**

## MANUFACTURE

### Flashing and Frame

#### STANDARD MATERIALS

0.75mm Zinalume®, steel spot welded for superior strength.

#### CUSTOM MATERIAL OPTIONS

 Stainless Steel	 Aluminium	 Copper
 Galvanised	 Colorbond® Ultra	 Colorbond®

#### STANDARD FINISH

 Mill

#### CUSTOM FINISH

Powder coated to match **Colorbond** colour range. See pg. 154

Standard orientation is portrait (up the roof), not landscape (across the roof). Landscape orientation is available for additional charge—use additional code LOS.

## SIZES

All Velux Pitch Skylight sizes.



TECHNICAL DRAWINGS



INSTALLATION  
INSTRUCTIONS



BUY ONLINE



# Velux Flat Roof Skylight Flashing

Common Sizes Ships in 3-5 Business Days (Add 2 Days for Powder Coating)

## Pitch Adaptor for Roof Pitch Below 5°

Velux Size Code	Roof Type	Order Code
1430 (460 x 870mm)	Corrugated	V5-1430PACT
	Hob Mount	V5-1430PAHB
	Metal Deck	V5-1430PAAU
2222 (665 x 665mm)	Corrugated	V5-2222PACT
	Hob Mount	V5-2222PAHB
	Metal Deck	V5-2222PAAU
2230 (665 x 870mm)	Corrugated	V5-2230PACT
	Hob Mount	V5-2230PAHB
	Metal Deck	V5-2230PAAU
2234 (665 x 970mm)	Corrugated	V5-2234PACT
	Hob Mount	V5-2234PAHB
	Metal Deck	V5-2234PAAU
2246 (665 x 1275mm)	Corrugated	V5-2246PACT
	Hob Mount	V5-2246PAHB
	Metal Deck	V5-2246PAAU
2270 (665 x 1885mm)	Corrugated	V5-2270PACT
	Hob Mount	V5-2270PAHB
	Metal Deck	V5-2270PAAU
3030 (870 x 870mm)	Corrugated	V5-3030PACT
	Hob Mount	V5-3030PAHB
	Metal Deck	V5-3030PAAU
3046 (870 x 1275mm)	Corrugated	V5-3046PACT
	Hob Mount	V5-3046PAHB
	Metal Deck	V5-3046PAAU
3055 (870x1505mm)	Corrugated	V5-3055TFCT
	Hob Mount	V5-3055TFHB
	Metal Deck	V5-3055TFAU

COMMON SIZES



## Velux Pitched Roof Skylight Flashing

Common Sizes Ships in 3-5 Business Days (Add 2 Days for Powder Coating)

### Pitch Adaptor for Roof Pitch Below 5°

Velux Size Code	Roof Type	Order Code
3072 (870x1505mm)	Corrugated	V5-3072TFCT
	Hob Mount	V5-3072TFHB
	Metal Deck	V5-3072TFAU
3434 (970 x 970mm)	Corrugated	V5-3434PACT
	Hob Mount	V5-3434PAHB
	Metal Deck	V5-3434PAAU
3446 (970 x 1275mm)	Corrugated	V5-3446PACT
	Hob Mount	V5-3446PAHB
	Metal Deck	V5-3446PAAU
4622 (1275x665mm)	Corrugated	V5-4622TFCT
	Hob Mount	V5-4622TFHB
	Metal Deck	V5-4622TFAU
4646 (1275 x 1275mm)	Corrugated	V5-4646PACT
	Hob Mount	V5-4646PAHB
	Metal Deck	V5-4646PAAU
4672 (1275x1935mm)	Corrugated	V5-4672TFCT
	Hob Mount	V5-4672TFHB
	Metal Deck	V5-4672TFAU

COMMON SIZES

**VELUX®**

# Velux Pitched Roof Skylight Flashing

**FOR ROOF PITCH - ABOVE 15°**

Custom Skylight Flashings are used to install Velux Pitch Skylights when the roof pitch is above 15°. The standard Velux Flashing is designed only to suit a Tile Roof. Skyspan Custom Skylight Flashings are used to install Velux Pitched Skylights onto Corrugated and Metaldeck Roofs. The Flashings are spot welded together in one piece saving the time of building a flashing and can be powdercoated to match Colorbond Roofing colours reducing the colour contrast on the roof.



The Skyspan Velux Skylight Flashing is manufactured to comply with the Australian Standards and is covered by a **seven (7) year guarantee**.



## VELUX MODELS COMPATIBLE



**FS**  
Fixed Non-Opening



**VS**  
Manual Opening




**VSE**  
Electric Opening




**VSS**  
Solar Opening




METALDECK



CORRUGATED



TILE



## ROOF PITCH

Roof pitch range:  **15° - 90°**



## MANUFACTURE

### Flashing and Frame

#### STANDARD MATERIALS

0.75mm Zinalume®, steel spot welded for superior strength.

#### CUSTOM MATERIAL OPTIONS

 Stainless Steel   
  Aluminium   
  Copper  
 Galvanised   
  Colorbond® Ultra   
  Colorbond®

#### STANDARD FINISH

 Mill

#### CUSTOM FINISH

Powder coated to match **Colorbond** colour range. See pg. 154

## SIZES

All Velux Pitch Skylight sizes.



TECHNICAL DRAWINGS



INSTALLATION  
INSTRUCTIONS



BUY ONLINE



# Velux Pitched Roof Skylight Flashing

Stock Sizes Ships in 1-2 Business Days (Add 2 Days for Powder Coating)

## For Roof Pitch 15°+

Velux Size Code	Roof Type	Order Code
C01 (550x700mm)	Metal Deck	V5570FAU
	Corrugated	V5570FCT
C04 (550x980mm)	Metal Deck	V5598FAU
	Corrugated	V5598FCT
C06 (550x1180mm)	Metal Deck	V55118FAU
	Corrugated	V55118FCT
C08 (550x1400mm)	Metal Deck	V55140FAU
	Corrugated	V55140FCT
M06 (780x1180mm)	Metal Deck	V78118FAU
	Corrugated	V78118FCT
M08 (780x1400mm)	Metal Deck	V78140FAU
	Corrugated	V78140FCT
M02 (780x780mm)	Metal Deck	V7878FAU
	Corrugated	V7878FCT
M04 (780x980mm)	Metal Deck	V7898FAU
	Corrugated	V7898FCT
S01 (1140x700mm)	Metal Deck	V11470FAU
	Corrugated	V11470FCT
S06 (1140x1180mm)	Metal Deck	V114118FAU
	Corrugated	V114118FCT

STOCK SIZES



# Velux Pitched Roof Skylight Flashing

Common Sizes Ships in 3-5 Business Days (Add 2 Days for Powder Coating)

## For Roof Pitch 15°+

Velux Size Code	Roof Type	Order Code
C01 (550x700mm)	Tile	V5570FTU
C04 (550x980mm)	Tile	V5598FTU
C06 (550x1180mm)	Tile	V55118FTU
C08 (550x1400mm)	Tile	V55140FTU
C12 (550x1800mm)	Tile	V55180FTU
M02 (780x780mm)	Tile	V7878FTU
M04 (780x980mm)	Tile	V7898FTU
M06 (780x1180mm)	Tile	V78118FTU
M08 (780x1400mm)	Tile	V78140FTU
S01 (1140x700mm)	Tile	V11470FTU
S06 (1140x1180mm)	Tile	V114118FTU

COMMON SIZES

**VELUX®**

# Velux Pitched Roof Skylight Flashing


**FOR ROOF PITCH - BELOW 15°**

Pitch Adaptor Custom Skylight Flashings are used to install Velux Pitch Skylights when the roof pitch is below 15°. Velux Pitch Roof Skylights are designed to be installed at a roof pitch greater than 15°, if they are installed below 15° the Velux Skylights will leak and the warranty voided. Pitch Adaptor Custom Flashing raise the Skylight to or above the minimum pitch specified by Velux.

- **Cost effective option to plasterboard shaft**
- **Quicker to install**
- **Easier to install in difficult roof cavities**



The Skyspan Velux Skylight Flashing is manufactured to comply with the Australian Standards and is covered by a **seven (7) year guarantee**.



## VELUX MODELS COMPATIBLE



**FS**  
Fixed Non-Opening



**VS**  
Manual Opening



**VSE**  
Electric Opening




**VSS**  
Solar Opening



METALDECK



CORRUGATED



## ROOF PITCH

Roof pitch range:  **0°-8°** Use the V15 Flashing that is pitched at 15°

 **9°-14°** Use the V7 Flashing that is pitched at 7°

(If the Skylight is pitched higher than 15° when the roof pitch is added to the Flashing the Skylight still meets all the requirements.)

## MANUFACTURE

### Flashing and Frame

#### STANDARD MATERIALS

0.75mm Zincalume®, steel spot welded for superior strength.

#### STANDARD FINISH

 Mill

#### CUSTOM MATERIAL OPTIONS


 Stainless Steel

 Galvanised

 Aluminium

 Colorbond®

 Copper

 Colorbond® Ultra

#### CUSTOM FINISH

Powder coated to match Colorbond colour range. See pg. 154

## SIZES

All Velux Pitch Skylight sizes.



INSTALLATION  
INSTRUCTIONS



TECHNICAL DRAWINGS



BUY ONLINE

# Velux Pitched Roof Skylight Flashing - For Roof Pitch 8°- 14°

Common Sizes Ships in 3-5 Business Days (Add 2 Days for Powder Coating)

COMMON SIZES

Velux Size Code	Roof Type	Order Code
C01 (550x700mm)	Metal Deck	V7-5570PAAU
	Corrugated	V7-5570PACT
	Tile	V7-5570PATU
C02 (550x780mm)	Metal Deck	V7-5578PAAU
	Corrugated	V7-5578PACT
	Tile	V7-5578PATU
C04 (550x980mm)	Metal Deck	V7-5598PAAU
	Corrugated	V7-5598PACT
	Tile	V7-5598PATU
C06 (550x1180mm)	Metal Deck	V7-55118PAAU
	Corrugated	V7-55118PACT
	Tile	V7-55118PATU
C08 (550x1400mm)	Metal Deck	V7-55140PAAU
	Corrugated	V7-55140PACT
	Tile	V7-55140PATU
C12 (550x1800mm)	Metal Deck	V7-55180PAAU
	Corrugated	V7-55180PACT
	Corrugated	V7-55180PATU
M02 (780x780mm)	Metal Deck	V7-7878PAAU
	Corrugated	V7-7878PACT
	Corrugated	V7-7878PATU
M04 (780x980mm)	Metal Deck	V7-7898PAAU
	Corrugated	V7-7898PACT
	Tile	V7-7898PATU
M06 (780x1180mm)	Metal Deck	V7-78118PAAU
	Corrugated	V7-78118PACT
	Tile	V7-78118PATU
M08 (780x1400mm)	Metal Deck	V7-78140PAAU
	Corrugated	V7-78140PACT
	Tile	V7-78140PATU
S01 (1140x700mm)	Metal Deck	V7-11470PAAU
	Corrugated	V7-11470PACT
	Tile	V7-11470PATU
S06 (1140x1180mm)	Metal Deck	V7-114118PAAU
	Corrugated	V7-114118PACT
	Tile	V7-114118PATU



## Velux Pitched Roof Skylight Flashing - For Roof Pitch 0°- 7°

Common Sizes Ships in 3-5 Business Days (Add 2 Days for Powder Coating)

Velux Size Code	Roof Type	Order Code
C01 (550x700mm)	Metal Deck	V15-5570PAAU
	Corrugated	V15-5570PACT
	Hob Mount	V15-5570PAHB
C02 (550x780mm)	Metal Deck	V15-5578PAAU
	Corrugated	V15-5578PACT
	Hob Mount	V15-5578PAHB
C04 (550x980mm)	Metal Deck	V15-5598PAAU
	Corrugated	V15-5598PACT
	Hob Mount	V15-5598PAHB
C06 (550x1180mm)	Metal Deck	V15-55118PAAU
	Corrugated	V15-55118PACT
	Hob Mount	V15-55118PAHB
C08 (550x1400mm)	Metal Deck	V15-55140PAAU
	Corrugated	V15-55140PACT
	Hob Mount	V15-55140PAHB
C12 (550x1800mm)	Metal Deck	V15-55180PAAU
	Corrugated	V15-55180PACT
	Hob Mount	V15-55180PAHB
M04 (780x980mm)	Metal Deck	V15-7898PAAU
	Corrugated	V15-7898PACT
	Hob Mount	V15-7898PAHB
M06 (780x1180mm)	Metal Deck	V15-78118PAAU
	Corrugated	V15-78118PACT
	Hob Mount	V15-78118PAHB
M08 (780x1400mm)	Metal Deck	V15-78140PAAU
	Corrugated	V15-78140PACT
	Hob Mount	V15-78140PAHB
S01 (1140x700mm)	Metal Deck	V15-11470PAAU
	Corrugated	V15-11470PACT
	Hob Mount	V15-11470PAHB
S06 (1140x1180mm)	Metal Deck	V15-114118PAAU
	Corrugated	V15-114118PACT
	Hob Mount	V15-114118PAHB

COMMON SIZES



# Velux Roof Window Flashing

**FOR ROOF PITCH - ABOVE 15°**



CORRUGATED

## VELUX MODELS COMPATIBLE

Custom Roof Window Flashings are used to install Velux Roof Windows when the roof pitch is above 15°. The standard Velux Flashing is designed only to suit a Tile Roof. Skyspan Custom Roof Window Flashings are used to install Roof Windows onto Corrugated and Metaldeck Roofs. The Flashings are spot welded together in one piece saving the time of building a flashing and can be powdercoated to match Colorbond Roofing colours reducing the colour contrast on the roof.




**GGL**  
Centre Pivot



**GPL**  
Dual Action



The Skyspan Velux Skylight Flashing is manufactured to comply with the Australian Standards and is covered by a **seven (7) year guarantee**.



### ROOF PITCH

Roof pitch range:  **15° - 90°**

### MANUFACTURE

#### Flashing and Frame

##### STANDARD MATERIALS

0.75mm Zinalume®, steel spot welded for superior strength.

##### STANDARD FINISH

 Mill

##### CUSTOM MATERIAL OPTIONS

 Stainless Steel  
 Galvanised

 Aluminium  
 Colorbond® Ultra

 Copper  
 Colorbond®

##### CUSTOM FINISH

Powder coated to match Colorbond® colour range. See pg. 154

### SIZES

All Velux Pitch Skylight sizes.



TECHNICAL DRAWINGS



INSTALLATION  
INSTRUCTIONS



BUY ONLINE

# Velux Roof Window Flashing

Common Sizes Ships in 3-5 Business Days (Add 2 Days for Powder Coating)

## For Roof Pitch Above 15°

Velux Code	Roof Type	Order Code
CK02	Metal Deck	VK5578FAU
	Corrugated	VK5578FCT
CK04	Metal Deck	VK5598FAU
	Corrugated	VK5598FCT
CK06	Metal Deck	VK55118FAU
	Corrugated	VK55118FCT
MK04	Metal Deck	VK7898FAU
	Corrugated	VK7898FCT
MK06	Metal Deck	VK78118FAU
	Corrugated	VK78118FCT
MK08	Metal Deck	VK78140FAU
	Corrugated	VK78140FCT
SK06	Metal Deck	VK114118FAU
	Corrugated	VK114118FCT

COMMON SIZES





## Powder Coating



### For Sunpipe Flex and Sunpipe Blaze

Powder Coating adds 2 Business Days to Shipping Times

Colour	Code	Colour	Code
 Classic Cream	P/C-S CLASSIC CREAM	 Gully	P/C-S GULLY
 Paperbark	P/C-S PAPERBARK	 Mangrove	P/C-S MANGROVE
 Pale Eucalypt	P/C-S PALE EUCALYPT	 Wallaby	P/C-S WALLABY
 Woodland Grey	P/C-S WOODLAND GREY	 Jasper	P/C-S JASPER
 Deep Ocean	P/C-S DEEP OCEAN	 Basalt	P/C-S BASALT
 Cottage Green	P/C-S COTTAGE GREEN	 Ironstone	P/C-S IRONSTONE
 Manor Red	P/C-S MANOR RED	 Terrain	P/C-S TERRAIN
 Night Sky	P/C-S NIGHT SKY	 Monument	P/C-S MONUMENT
 Surfmist	P/C-S SURFMIST	 Dover White	P/C-S DOVER WHITE
 Evening Haze	P/C-S EVENING HAZE	 Southerly	P/C-S SOUTHERLY
 Shale Grey	P/C-S SHALE GREY	 Bluegum	P/C-S BLUEGUM
 Dune	P/C-S DUNE		
 Cove	P/C-S COVE		
 Windspray	P/C-S WINDSPRAY		

**Powder Coating****For all other Stock & Common Skylights & Flashings**

Powder Coating adds 2 Business Days to Shipping Times

Codes aren't applicable for Special P.O.A. Sizes, contact us with an RFQ

Colour	Code	Colour	Code
 Classic Cream	P/C CLASSIC CREAM	 Gully	P/C GULLY
 Paperbark	P/C PAPERBARK	 Mangrove	P/C MANGROVE
 Pale Eucalypt	P/C PALE EUCALYPT	 Wallaby	P/C WALLABY
 Woodland Grey	P/C WOODLAND GREY	 Jasper	P/C JASPER
 Deep Ocean	P/C DEEP OCEAN	 Basalt	P/C BASALT
 Cottage Green	P/C COTTAGE GREEN	 Ironstone	P/C IRONSTONE
 Manor Red	P/C MANOR RED	 Terrain	P/C TERRAIN
 Night Sky	P/C NIGHT SKY	 Monument	P/C MONUMENT
 Surfmist	P/C SURFMIST	 Monument Matt	P/C MONUMENT MATT
 Evening Haze	P/C EVENING HAZE	 Dover White	P/C DOVER WHITE
 Shale Grey	P/C SHALE GREY	 Southerly	P/C SOUTHERLY
 Dune	P/C DUNE	 Bluegum	P/C BLUEGUM
 Cove	P/C COVE	 Pearl White	P/C PEARL WHITE
 Windspray	P/C WINDSPRAY		





**SKYSPAN**  
AUSTRALIA PTY LTD

## Nation wide delivery

Skyspan has one of the largest and most extensive ranges of skylight stocks in Australia. From Sydney to Perth, Darwin to Adelaide, Melbourne to Broome, Cairns to Albany we've got you covered.

NT

QLD

NSW

WA

SA

ACT

VIC

TAS



**SKYSPAN**  
AUSTRALIA PTY LTD



# Delivery Times

---

## NSW

Sydney Metro	1 Business Day
All Other Locations	2 - 3 Business Days

## VIC

Melbourne Metro	1 - 2 Business Days
All Other Locations	3 - 5 Business Days

## QLD

Brisbane Metro	1 - 2 Business Days
South East QLD	1 - 2 Business Days
All Other Locations	5 - 10 Business Days

## SA

Adelaide Metro	3 - 5 Business Days
All Other Locations	5 - 8 Business Days

## WA

Perth Metro	5 Business Days
All Other Locations	5 - 8 Business Days

## ACT

All Locations	1 - 2 Business Days
---------------	---------------------

## NT

All Locations	5 - 10 Business Days
---------------	----------------------

## TAS

All Locations	5 - 8 Business Days
---------------	---------------------

Delivery times to the above locations are in addition to shipping times as noted throughout the product catalogue

## Returns Policy

Skyspan shall not accept returns for change of mind or if you make a wrong decision unless due to our negligence or incorrect information supplied by ourselves. Skyspan may in its absolute discretion accept non-defective Goods for return in which case Skyspan will require the Customer to pay handling and restocking fees of 20% of the value of the returned Goods plus any freight costs. Common sizes, special POA sizes, and powder coated products/ goods that are made to order cannot be returned.

Customer must inspect Goods on delivery and must within seven (7) days of delivery notify Skyspan in writing of any defect/ damage, shortage in quantity or failure to comply with the description or quote. The customer must notify any other alleged defect in the Goods as soon as reasonably possible after any such defect becomes evident. Upon such a notification the Customer must allow Skyspan to inspect the Goods.

If the Goods are defective or damaged, Skyspan will replace the Goods and pay for all freight. If Skyspan is unable to replace the Goods, Skyspan will refund any money and freight costs the Customer has paid for the Goods.

If Goods are defective or damaged an email stating the invoice number and a description of the Defect or Damage must be sent to [sales@skyspan.com.au](mailto:sales@skyspan.com.au)

## Warranty

1. Subject to the conditions of warranty set out in clause 2. Skyspan warrants that if any defect in any workmanship of Skyspan becomes apparent and is reported to Skyspan within seven (7) years of the date of delivery (time being of the essence) then Skyspan will either (at Skyspan's sole discretion) replace or remedy the workmanship.

The conditions applicable to the warranty given by clause 1. Are:

- a. The warranty shall not cover any defect or damage which may be caused or partly caused or arise through:
    - i. Failure on the part of the Buyer to properly maintain any goods; or
    - ii. Failure on the part of the Buyer to follow any instructions or guidelines provided by Skyspan; or
    - iii. Any use of any Goods otherwise than for any application specified on the quote or order form; or
    - iv. The continued use of any Goods after any defect becomes apparent or would have become apparent to a reasonably prudent operator or user; or
    - v. Fair wear and tear, any act of God; or
    - vi. Deterioration caused by chemical reaction, industrial fallout and the like; or
    - vii. Damage caused by replacement parts not manufactured by Skyspan.
  - b. The warranty shall cease and Skyspan shall thereafter in no circumstances be liable under the terms of the warranty if the workmanship is repaired, altered or overhauled without Skyspan's consent. In respect of all claims Skyspan shall not be liable to compensate the Buyer for any delay in either replacing or remedying the workmanship or in properly assessing the Buyer's claim. All claims must be in writing stating invoice date, number and a description of the Goods subject of the claim.
2. Skyspan shall not be liable for any amount greater than the sale price of the product originally supplied. Without limiting the meaning of this clause, Skyspan shall not be liable for any claims, loss, expense whatsoever, howsoever arising, or in any event in anyway whatsoever for any contingent, consequential direct/indirect special, or punitive damages arising in relation thereto, and the Buyer acknowledges this express limit of liability and agrees to limit any claim accordingly. Further Skyspan shall not be responsible directly or indirectly for any consequential loss or maintenance, use or operation of the product by the Buyer, or to any third party, or from any failure of the product whether defective or no
  3. The Buyer acknowledges that this warranty shall be governed by the Laws of the State of New South Wales, and the Buyer hereby agrees to submit to the jurisdiction of the Courts of the State of New South Wales.

# Terms of Trade

## 1. Definitions

- 1.1 **"Client"** means the person/s, entities or any person acting on behalf of and with the authority of the Client requesting Skyspan to provide the Services as specified in any proposal, quotation, order, invoice, or other documentation; and:
  - (a) if there is more than one Client, is a reference to each Client jointly and severally; and
  - (b) if the Client is a partnership, it shall bind each partner jointly and severally; and
  - (c) if the Client is on behalf of or part of, a Trust, shall be bound in its own capacity as a trustee; and
  - (d) includes the Client's executors, administrators, successors, and permitted assigns.
- 1.2 **"Confidential Information"** means information of a confidential nature whether oral, written or in electronic form including, but not limited to, this Contract, either party's intellectual property, operational information, know-how, trade secrets, financial and commercial affairs, Contracts, client information (including but not limited to, **"Personal Information"** such as: name, address, D.O.B, occupation, driver's license details, electronic contact (email, Facebook or Twitter details), medical insurance details or next of kin and other contact information (where applicable), previous credit applications, credit history) and pricing details.
- 1.3 **"Contract"** means the terms and conditions contained herein, together with any quotation, order, invoice or other document or amendments expressed to be supplemental to this Contract.
- 1.4 **"Cookies"** means small files which are stored on a user's computer. They are designed to hold a modest amount of data (including Personal Information) specific to a particular client and website and can be accessed either by the web server or the client's computer. **If the Client does not wish to allow Cookies to operate in the background when using Skyspan's website, then the Client shall have the right to enable / disable the Cookies first by selecting the option to enable / disable provided on the website, prior to making enquiries via the website.**
- 1.5 **"Goods"** means all Goods or Services supplied by Skyspan to the Client at the Client's request from time to time (where the context so permits the terms 'Goods' or 'Services' shall be interchangeable for the other).
- 1.6 **"GST"** means Goods and Services Tax as defined within the "A New Tax System (Goods and Services Tax) Act 1999" (Cth).
- 1.7 **"Price"** means the Price payable (plus any GST where applicable) for the Goods as agreed between Skyspan and the Client in accordance with clause 7 below.
- 1.8 **"Skyspan"** means Skyspan Australia Pty Ltd T/A Skyspan, its successors and assigns or any person acting on behalf of and with the authority of Skyspan Australia Pty Ltd T/A Skyspan

## 2. Acceptance

- 2.1 The parties acknowledge and agree that:
  - (a) they have read and understood the terms and conditions contained in this Contract; and
  - (b) the parties are taken to have exclusively accepted and are immediately bound, jointly and severally, by these terms and conditions if the Client places an order for or accepts Delivery of the Goods.
- 2.2 In the event of any inconsistency between the terms and conditions of this Contract and any other prior document or schedule that the parties have entered into, the terms of this Contract shall prevail.
- 2.3 Any amendment to the terms and conditions contained in this Contract may only be amended in writing by the consent of both parties.
- 2.4 The Client acknowledges and accepts that:
  - (a) the supply of Goods:
    - (i) on credit shall not take effect until the Client has completed a credit application with Skyspan and it has been approved with a credit limit established for the account. In the event that the supply of Goods requested exceeds the Client's credit limit and/or the account exceeds the payment terms, Skyspan reserves the right to refuse Delivery; and
    - (ii) for accepted orders may be subject to availability and if, for any reason, the Goods are not or cease to be available, Skyspan reserves the right to vary the Price with alternative Goods as per clause 7.2. In all such cases Skyspan will notify the Client in advance of any such substitution, and also reserves the right to place the Client's order and/or Services on hold, as per clause 8.2 until such time as Skyspan and the Client agree to such changes.
  - (b) where the Client does not elect to control their purchases by a Purchase Order and/or a Letter of Authority, then all purchases made by Client and/or any other third-party acting on behalf of the Client to which the Goods are charged to the Client's credit account, shall remain at all times payable by the Client. All said notices of restrictions pertaining to purchases must be in writing and will remain in place until such time as the Client revokes.
- 2.5 The Client agrees to notify Skyspan in writing immediately upon the departure of the Client employee if an authorised account user. Failure to advise Skyspan of such departures, then the Client acknowledges and agrees they will be bound by all purchase orders made by that account user.
- 2.6 In the event that the Client requests Skyspan to provide the Services urgently, that may require Skyspan's staff to work outside normal business hours (including, but not limited to, working through lunch breaks, weekends and/or Public Holidays) then Skyspan reserves the right to charge the Client additional labour costs (penalty rates will apply at time and a half normal rates), unless otherwise agreed between Skyspan and the Client.
- 2.7 These terms and conditions are meant to be read in conjunction with the Terms and Conditions posted on Skyspan website.
- 2.8 Electronic signatures shall be deemed to be accepted by either party providing that the parties have complied with Section 9 of the Electronic Transactions Act 2000 or any other applicable provisions of that Act or any Regulations referred to in that Act.

## 3. Authorised Representatives

- 3.1 The Client acknowledges and accepts that Skyspan shall (for the duration of the Services) liaise directly with one (1) authorised representative, and that once introduced as such to Skyspan, that person shall have the full authority of the Client to order any Goods,

Services and/or to request any variation thereto on the Client's behalf. The Client accepts that they will be solely liable to Skyspan for all additional costs incurred by Skyspan (including Skyspan's profit margin) in providing any Goods, Services or variation/s requested thereto by the Client's duly authorised representative.

## 4. Errors and Omissions

- 4.1 The Client acknowledges and accepts that Skyspan shall, without prejudice, accept no liability in respect of any alleged or actual error(s) and/or omission(s):
  - (a) resulting from an inadvertent mistake made by Skyspan in the formation and/or administration of this Contract; and/or
  - (b) contained in/omitted from any literature (hard copy and/or electronic) supplied by Skyspan in respect of the Services.

- 4.2 In circumstances where the Client is required to place an order for Goods, in writing, or otherwise as permitted by these terms and conditions, the Client is responsible for supplying correct order information such as, without limitation, measurements and quantity, when placing an order for Goods (whether they are made to order, Goods or not) (**"Client Error"**). The Client must pay for all Goods it orders from Skyspan notwithstanding that such Goods suffer from a Client Error and notwithstanding that the Client has not taken or refuses to take Delivery of such Goods. Skyspan is entitled to, at its absolute discretion to waive its right under this sub-clause in relation to Client Errors.

## 5. Change in Control

- 5.1 The Client shall give Skyspan not less than fourteen (14) days prior written notice of any proposed change of ownership of the Client and/or any other change in the Client's details (including but not limited to, changes in the Client's name, address, contact phone or fax number/s, change of trustees, or business practice). The Client shall be liable for any loss incurred by Skyspan as a result of the Client's failure to comply with this clause.

## 6. On-Line Ordering

- 6.1 The Client acknowledges and agrees that:
  - (a) Skyspan does not guarantee the website's performance;
  - (b) display on the website does not guarantee the availability of any particular Goods; therefore, all orders placed through the website shall be subject to confirmation of acceptance by Skyspan;
  - (c) on-line ordering may be unavailable from time to time for regularly scheduled maintenance and/or upgrades;
  - (d) there are inherent hazards in electronic distribution, and as such Skyspan cannot warrant against delays or errors in transmitting data between the Client and Skyspan including orders, and you agree that to the maximum extent permitted by law, Skyspan will not be liable for any losses which the Client suffers as a result of online-ordering not being available or for delays or errors in transmitting orders;
  - (e) when making a transaction through the website, the Client's information will pass through a secure server using SSL (secure sockets layer) encryption technology. The encryption process ensures that the Client's information cannot be read by or altered by outside influences; and
  - (f) if the Client is not the cardholder for any credit card being used to pay for the Goods, Skyspan shall be entitled to reasonably assume that the Client has received permission from the cardholder for use of the credit card for the transaction.
- 6.2 Skyspan reserves the right to terminate the Client's order if it learns that you have provided false or misleading information, interfered with other users or the administration of Skyspan's business, or violated these terms and conditions.

## 7. Price and Payment

- 7.1 At Skyspan's sole discretion, the Price shall be either:
  - (a) as indicated on any invoice provided by Skyspan to the Client upon placement of an order for Goods;
  - (b) the Price as at the date of Delivery of the Goods according to Skyspan's current price list, as previously disclosed to the Client upon the Client's placement of an order for Goods; or Skyspan's quoted Price (subject to clause 7.2) which will be valid for the period stated in the quotation or otherwise for a period of thirty (30) days.

- 7.1 Skyspan reserves the right to change the Price:
  - (a) if a variation to the Goods which are to be supplied is requested;
  - (b) if a variation to the Services originally scheduled (including any applicable plans or specifications) is requested;
  - (c) where additional Services are required due to the discovery of hidden or unidentifiable difficulties (including, but not limited to, inclement weather, obscured site defects, required prerequisite work not completed, limited access to the roof, etc.) which are only discovered on commencement of the Services;
  - (d) if during the course of the Services, the Goods cease to be available from Skyspan's third-party suppliers, then Skyspan reserves the right to provide alternative Goods, subject to prior confirmation and agreement of both parties; or
  - (e) as a result of an increase in Skyspan's costs due to changes in statutory, government, or local body charges, taxes, levies, etc. with respect to the Services, increases to Skyspan in the cost of labour or Goods or due to relevant industry awards (e.g. site allowance and severance pay), which are outside the control of Skyspan.

- 7.2 Variations will be charged for on the basis of Skyspan's quotation, and will be detailed in writing, and shown as variations on Skyspan's invoice. The Client shall be required to respond to any variation submitted by Skyspan within ten (10) working days. Failure to do so will entitle Skyspan to add the cost of the variation to the Price. Payment for all variations must be made in full at the time of their completion.

- 7.3 At Skyspan's sole discretion, a reasonable deposit may be required upon placement of an order for Goods, in accordance with any quotation provided by Skyspan or as notified to the Client prior to the placement of an order for Goods.

- 7.4 Time for payment for the Goods being of the essence, the Price will be payable by the Client on the date/s determined by Skyspan, which may be:
  - (a) on or before Delivery of the Goods; or
  - (b) by way of instalments/progress payments in accordance with



## Terms of Trade (cont)

- (c) Skyspan's payment schedule; or the date specified on any invoice or other form as being the date for payment; or
- (d) failing any notice to the contrary, the date which is seven (7) days following the date of any invoice given to the Client by Skyspan.
- 7.5 Payment may be made by cash, cheque, bank cheque, electronic/ on-line banking, credit card (a surcharge may apply per transaction), or by any other method as agreed to between the Client and Skyspan.
- 7.6 Skyspan may in its discretion allocate any payment received from the Client towards any invoice that Skyspan determines and may do so at the time of receipt or at any time afterwards. On any default by the Client Skyspan may re-allocate any payments previously received and allocated. In the absence of any payment allocation by Skyspan, payment will be deemed to be allocated in such manner as preserves the maximum value of Skyspan's Purchase Money Security Interest (as defined in the PPSA) in the Goods.
- 7.7 The Client shall not be entitled to set off against, or deduct from the Price, any sums owed or claimed to be owed to the Client by Skyspan nor to withhold payment of any invoice because part of that invoice is in dispute. Once in receipt of an invoice for payment, if any part of the invoice is in dispute, then the Client must notify Skyspan in writing within three (3) business days, the invoice shall remain due and payable for the full amount, until such time as Skyspan investigates the disputed claim; no credit shall be passed for refund until the review is completed. Failure to make payment may result in Skyspan placing the Client's account into default and subject to default interest in accordance with clause 17.1.
- 7.8 Unless otherwise stated the Price does not include GST. In addition to the Price, the Client must pay to Skyspan an amount equal to any GST Skyspan must pay for any supply by Skyspan under this or any other agreement for the sale of the Goods. The Client must pay GST, without deduction or set-off of any other amounts, at the same time and on the same basis as the Client pays the Price. In addition, the Client must pay any other taxes and duties that may be applicable in addition to the Price except where they are expressly included in the Price.
- 8. Provision of the Services**
- 8.1 Subject to clause 8.2 it is Skyspan's responsibility to ensure that the Services start as soon as it is reasonably possible.
- 8.2 The Services commencement date will be put back and/or the completion date extended by whatever time is reasonable in the event that Skyspan claims an extension of time (by giving the Client written notice) where completion is delayed by an event beyond Skyspan's control, including but not limited to any failure by the Client to:
- (a) make a selection;
- (b) have the site ready for the Services; or
- (c) notify Skyspan that the site is ready.
- 8.3 Delivery ("Delivery") of the Goods is taken to occur at the time that:
- (a) the Client or the Client's nominated carrier takes possession of the Goods at Skyspan's address; or
- (b) Skyspan (or Skyspan's nominated carrier) delivers the Goods to the Client's nominated address even if the Client is not present at the address.
- 8.4 The cost of Delivery will be payable by the Client in accordance with the quotation provided by Skyspan to the Client, or as otherwise notified to the Client prior to the placement of an order for Goods.
- 8.5 Skyspan may deliver the Goods in separate instalments. Each separate instalment shall be invoiced and paid in accordance with the provisions in these terms and conditions.
- 8.6 Any time specified by Skyspan for Delivery of the Goods is an estimate only and Skyspan will not be liable for any loss or damage incurred by the Client because of Delivery being late. However, both parties agree that they shall make every endeavour to enable the Goods to be delivered at the time and place as was arranged between both parties. If Skyspan is unable to supply the Goods as agreed solely due to any action or inaction of the Client, then Skyspan shall be entitled to charge a reasonable fee for redelivery and/or storage.
- 9. Risk**
- 9.1 Risk of damage to or loss of the Goods passes to the Client on Delivery and the Client must insure the Goods on or before Delivery.
- 9.2 If any of the Goods are damaged or destroyed following Delivery but prior to ownership passing to the Client, Skyspan is entitled to receive all insurance proceeds payable for the Goods. The production of these terms and conditions by Skyspan is sufficient evidence of Skyspan's rights to receive the insurance proceeds without the need for any person dealing with Skyspan to make further enquiry.
- 9.3 If the Client requests Skyspan to leave Goods outside Skyspan's premises for collection or to deliver the Goods to an unattended location, then such Goods shall be left at the Client's sole risk.
- 9.4 Any advice, recommendation, information or assistance provided by Skyspan in relation to the Goods or Services supplied is given in good faith to the Client, or the Client's agent and is based on Skyspan's own knowledge and experience and shall be accepted without liability on the part of Skyspan. Where such advice or recommendations are not acted upon then Skyspan shall require the Client or their agent to authorise commencement of the Services in writing. Skyspan shall not be liable in any way whatsoever for any damages or losses that occur after any subsequent commencement of the Services. Accordingly, Skyspan offers no warranty in regard to the aforementioned.
- 9.5 Skyspan shall be entitled to rely on the accuracy of any plans, specifications and other information provided by the Client. The Client acknowledges and agrees that in the event that any of this information provided by the Client is inaccurate, Skyspan accepts no responsibility for any loss, damages, or costs however resulting from these inaccurate plans, specifications or other information.
- 9.6 The Client warrants that any structures to which the Goods are to be affixed are able to withstand the installation of the Goods. If, for any reason (including, but not limited to, the structure not being watertight, the discovery of asbestos or dangerous access to roof etc.) Skyspan reasonably forms the opinion that the Client's property is not safe for the installation of Goods to proceed then Skyspan shall be entitled to delay installation of the Goods (in accordance with clause 8.2) until Skyspan is satisfied that it is safe for the installation to proceed.
- 9.7 The Client acknowledges and accepts that:
- (a) where Skyspan has performed temporary repairs that Skyspan:
- (i) offers no guarantee against the reoccurrence of the initial fault, or any further damage caused; and
- (ii) will immediately advise the Client of the fault and shall provide the Client with an estimate for the full repair required.
- (b) Skyspan is only responsible for components that are replaced by Skyspan and does not at any stage accept any liability in respect of previous goods and/or services supplied by any other third-party that subsequently fail and found to be the source of the failure; and
- (c) Goods supplied may:
- (i) exhibit variations in shade, colour, texture, surface, and finish, and may fade or change colour over time. Skyspan will make every effort to match batches of product supplied in order to minimise such variations but shall not be liable in any way whatsoever where such variations occur.
- (ii) expand, contract, or distort as a result of exposure to heat, cold, weather;
- (iii) mark or stain if exposed to certain substances; and
- (iv) be damaged or disfigured by impact or scratching.
- 9.8 Skyspan accepts no responsibility for any damage or performance related problems with any Goods where they have not been used and/or maintained in accordance with Skyspan's and/or the manufacturers' recommendations.
- 10. Site Access and Condition**
- 10.1 Skyspan is not responsible for the removal of rubbish from or clean-up of the building/construction site/s. All rubbish generated by Skyspan will be placed in a designated area appointed by the Client but the responsibility of removal of same is the Client or the Client's agent, unless otherwise agreed.
- 10.2 It is the intention of Skyspan and agreed by the Client that:
- (a) the Client shall ensure that Skyspan has clear and free access to the site at all times to enable them to undertake the Services (including carrying out site inspections, gain signatures for required documents, and for the Delivery and installation of the Goods). Skyspan shall not be liable for any loss or damage to the site (including, without limitation, damage to pathways, driveways and concreted or paved or grassed areas) unless due to the negligence of Skyspan; and
- (b) it is the Client's responsibility to:
- (i) provide Skyspan, while at the site, with adequate access to available water, electricity, toilet and washing facilities; and
- (ii) ensure that access is suitable to accept the weight of laden trucks, front end loaders or other earth moving equipment as may be deemed necessary by Skyspan.
- 10.3 Where Skyspan requires that Goods, tools etc. required for the Services be stored at the site, the Client shall supply Skyspan a safe area for storage and shall take all reasonable efforts to protect all items from destruction, theft, or damage. In the event that any of the stored items are destroyed, stolen or damaged, then the cost of repair or replacement shall be the Client's responsibility.
- 10.4 The Client agrees to be present at the site when and as reasonably requested by Skyspan and its employees, contractors and/or agents.
- 10.5 Site Inductions**
- (a) in the event the Client requires an employee or sub-contractor of Skyspan to undertake a site induction during working hours, the Client will be liable to pay the hourly charges for that period. If any induction needs to be undertaken prior to the commencement date then the Client shall be liable to pay Skyspan's standard (and/or overtime, if applicable) hourly labour rate; or
- (b) where Skyspan is in control of the site, the Client and/or the Client's third-party contractors must initially carry out Skyspan's Health & Safety induction course before access to the site will be granted. Inspection of the site during the course of the Services will be by **appointment only** and unless otherwise agreed, in such an event the Client and/or third party acting on behalf of the Client must at all times be accompanied by Skyspan.
- 11. Compliance with Laws**
- 11.1 The Client and Skyspan shall comply with the provisions of all statutes, regulations and bylaws of government, local and other public authorities that may be applicable to the Goods/Services, including any work health and safety (WHS) laws relating to building/ construction sites and any other relevant safety standards or legislation.
- 11.2 The Client shall obtain (at the expense of the Client) all licenses and approvals that may be required for the Services.
- 12. Title**
- 12.1 Skyspan and the Client agree that ownership of the Goods shall not pass until:
- (a) the Client has paid Skyspan all amounts owing to Skyspan; and
- (b) the Client has met all of its other obligations to Skyspan.
- 12.2 Receipt by Skyspan of any form of payment other than cash shall not be deemed to be payment until that form of payment has been honoured, cleared or recognised.
- 12.1 It is further agreed that, until ownership of the Goods passes to the Client in accordance with clause 12.1:
- (a) the Client is only a bailee of the Goods and must return the Goods to Skyspan on request;
- (b) the Client holds the benefit of the Client's insurance of the Goods on trust for Skyspan and must pay to Skyspan the proceeds of any insurance in the event of the Goods being lost, damaged or destroyed;
- (c) the Client must not sell, dispose, or otherwise part with possession of the Goods other than in the ordinary course of business and for market value. If the Client sells, disposes or parts with possession of the Goods then the Client must hold the proceeds of any such act on trust for Skyspan and must pay or deliver the proceeds to Skyspan on demand;
- (d) the Client should not convert or process the Goods or intermix them with other goods but if the Client does so then the Client holds the resulting product on trust for the benefit of Skyspan and must sell, dispose of or return the resulting product to Skyspan as it so directs;
- (e) the Client irrevocably authorises Skyspan to enter any premises

## Terms of Trade (cont)

- where Skyspan believes the Goods are kept and recover possession of the Goods;
- (f) Skyspan may recover possession of any Goods in transit whether or not Delivery has occurred;
- (g) the Client shall not charge or grant an encumbrance over the Goods nor grant nor otherwise give away any interest in the Goods while they remain the property of Skyspan; and
- (h) Skyspan may commence proceedings to recover the Price of the Goods sold notwithstanding that ownership of the Goods has not passed to the Client.
- 13. Personal Property Securities Act 2009 ("PPSA")**
- 13.1 In this clause financing statement, financing change statement, security agreement, and security interest has the meaning given to it by the PPSA.
- 13.2 Upon assenting to these terms and conditions in writing the Client acknowledges and agrees that these terms and conditions constitute a security agreement for the purposes of the PPSA and creates a security interest in all Goods that have previously been supplied and that will be supplied in the future by Skyspan to the Client, and the proceeds from such Goods.
- 13.3 The Client undertakes to:
- promptly sign any further documents and/or provide any further information (such information to be complete, accurate and up-to-date in all respects) which Skyspan may reasonably require to:
    - register a financing statement or financing change statement in relation to a security interest on the Personal Property Securities Register;
    - register any other document required to be registered by the PPSA; or
    - correct a defect in a statement referred to in clause 13.3(a)(i) or 13.3(a)(ii);
  - indemnify, and upon demand reimburse, Skyspan for all expenses incurred in registering a financing statement or financing change statement on the Personal Property Securities Register established by the PPSA or releasing any Goods charged thereby;
  - not register a financing change statement in respect of a security interest without the prior written consent of Skyspan;
  - not register, or permit to be registered, a financing statement or a financing change statement in relation to the Goods or the proceeds of such Goods in favour of a third-party without the prior written consent of Skyspan;
  - immediately advise Skyspan of any material change in its business practices of selling the Goods which would result in a change in proceeds derived from such sales.
- 13.4 Skyspan and the Client agree that sections 96, 115 and 125 of the PPSA do not apply to the security agreement created by these terms and conditions.
- 13.5 The Client waives their rights to receive notices under sections 95, 118, 121(4), 130, 132(3)(d) and 132(4) of the PPSA.
- 13.6 The Client waives their rights as a grantor and/or a debtor under sections 142 and 143 of the PPSA.
- 13.7 Unless otherwise agreed to in writing by Skyspan, the Client waives their right to receive a verification statement in accordance with section 157 of the PPSA.
- 13.8 The Client must unconditionally ratify any actions taken by Skyspan under clauses 13.3 to 13.5.
- 13.9 Subject to any express provisions to the contrary (including those contained in this clause 13), nothing in these terms and conditions is intended to have the effect of contracting out of any of the provisions of the PPSA.
- 14. Security and Charge**
- 14.1 In consideration of Skyspan agreeing to supply the Goods and/or provide its Services, the Client grants Skyspan a security interest by way of a floating charge (registerable by Skyspan pursuant to the PPSA) over all of its present and after acquired rights, title and interest (whether joint or several) in all other assets that is now owned by the Client or owned by the Client in the future, to the extent necessary to secure the repayment of monies owed under this Contract for provision of the Goods and/or Services under this Contract and/or permit Skyspan to appoint a receiver to the Client in accordance with the *Corporations Act 2001* (Cth).
- 14.2 The Client indemnifies Skyspan from and against all Skyspan's costs and disbursements including legal costs on a solicitor and own client basis incurred in exercising Skyspan's rights under this clause.
- 14.3 In the event that the Client defaults or breaches any term of this Contract and as a result, the security provided in clauses 12.1, 13.2 and 14.1 as applicable, is deemed insufficient by Skyspan to secure the repayment of monies owed by the Client to Skyspan, the Client hereby grants Skyspan a security interest as at the date of the default, by way of a charge, that enables the right and entitlement to lodge a caveat over any real property and or land owned by the Client now, or owned by the Client in the future, to secure the performance of the Client of its obligations under these terms and conditions (including, but not limited to, the payment of any money).
- 15. Defects, Warranties and Returns, Competition and Consumer Act 2010 (CCA)**
- 15.1 The Client must inspect the Goods on Delivery and must within seven (7) days of Delivery notify Skyspan in writing of any evident defect, damage, shortage in quantity, or failure to comply with the description or quote. The Client must notify any other alleged defect in the Goods as soon as reasonably possible after any such defect becomes evident. Upon such notification the Client must allow Skyspan to inspect the Goods.
- 15.2 Under applicable State, Territory and Commonwealth Law (including, without limitation the CCA), certain statutory implied guarantees and warranties (including, without limitation the statutory guarantees under the CCA) may be implied into these terms and conditions (**Non-Excluded Guarantees**).
- 15.3 Skyspan acknowledges that nothing in these terms and conditions purports to modify or exclude the Non-Excluded Guarantees.
- 15.4 Except as expressly set out in these terms and conditions or in respect of the Non-Excluded Guarantees, Skyspan makes no warranties or other representations under these terms and conditions including but not limited to the quality or suitability of the Goods. Skyspan's liability in respect of these warranties is limited to the fullest extent permitted by law.
- may cancel any Contract to which these terms and conditions apply or cancel Delivery of Goods and/or Services at any time before the Goods and/or Services are delivered by giving written notice to the Client. On giving such notice Skyspan shall repay to the Client any money paid by the Client for the Goods and/or Services. Skyspan shall not be liable for any loss or damage whatsoever arising from such cancellation.
- 18.1 The Client may cancel Delivery of the Goods and/or Services by written notice served within forty-eight (48) hours of placement of the order. If the Client cancels Delivery in accordance with this clause 18.3, the Client will not be liable for the payment of any costs of Skyspan, except where a deposit is payable in accordance with clause 7.4. Failure by the Client to otherwise accept Delivery of the Goods and/or Services shall place the Client in breach of this Contract.
- 18.2 Cancellation of orders for Goods made to the Client's specifications, or for non-stocklist items, will not be accepted once production has commenced, or an order has been placed.
- 19. Privacy Policy**
- 19.1 All emails, documents, images, or other recorded information held or used by Skyspan is Personal Information, as defined and referred to in clause 19.4, and therefore considered Confidential Information. Skyspan acknowledges its obligation in relation to the handling, use, disclosure and processing of Personal Information pursuant to the Privacy Act 1988 ("the Act") including the Part IIC of the Act being Privacy Amendment (Notifiable Data Breaches) Act 2017 (NDB) and any statutory requirements, where relevant in a European Economic Area ("EEA"), under the EU Data Privacy Laws (including the General Data Protection Regulation "GDPR") collectively, "EU Data Privacy Laws"). Skyspan acknowledges that in the event it becomes aware of any data breaches and/or disclosure of the Client's Personal Information, held by Skyspan that may result in serious harm to the Client, Skyspan will notify the Client in accordance with the Act and/or the GDPR. Any release of such Personal Information must be in accordance with the Act and the GDPR (where relevant) and must be approved by the Client by written consent, unless subject to an operation of law.
- 19.2 Notwithstanding clause 19.1, privacy limitations will extend to Skyspan in respect of Cookies where the Client utilises Skyspan's website to make enquiries. Skyspan agrees to display reference to such Cookies and/or similar tracking technologies, such as pixels and web beacons (if applicable), such technology allows the collection of Personal Information such as the Client's:
- IP address, browser, email client type and other similar details;
  - tracking website usage and traffic; and
  - reports are available to Skyspan when Skyspan sends an email to the Client, so Skyspan may collect and review that information ("collectively Personal Information").
- If the Client consents to Skyspan's use of Cookies on Skyspan's website and later wishes to withdraw that consent, the Client may manage and control Skyspan's privacy controls via the Client's web browser, including removing Cookies by deleting them from the browser history when exiting the site.**
- 19.3 The Client agrees for Skyspan to obtain from a credit reporting body (CRB) a credit report containing personal credit information (e.g. name, address, D.O.B, occupation, driver's license details, electronic contact (email, Facebook or Twitter details), medical insurance details or next of kin and other contact information (where applicable), previous credit applications, credit history) about the Client in relation to credit provided by Skyspan.
- 19.4 The Client agrees that Skyspan may exchange information about the Client with those credit providers and with related body corporates for the following purposes:
- to assess an application by the Client; and/or
  - to notify other credit providers of a default by the Client; and/or
  - to exchange information with other credit providers as to the status of this credit account, where the Client is in default with other credit providers; and/or
  - to assess the creditworthiness of the Client including the Client's repayment history in the preceding two (2) years.
- 19.5 The Client consents to Skyspan being given a consumer credit report to collect personal credit information relating to any overdue payment on commercial credit.
- 19.6 The Client agrees that personal credit information provided may be used and retained by Skyspan for the following purposes (and for other agreed purposes or required by):
- the provision of Goods; and/or
  - analysing, verifying and/or checking the Client's credit, payment and/or status in relation to the provision of Goods; and/or
  - processing of any payment instructions, direct debit facilities and/or credit facilities requested by the Client; and/or
  - enabling the collection of amounts outstanding in relation to the Goods.
- 19.7 Skyspan may give information about the Client to a CRB for the following purposes:
- to obtain a consumer credit report;
  - allow the CRB to create or maintain a credit information file about the Client including credit history.
- 19.8 The information given to the CRB may include:
- Personal Information as outlined in 19.4 above;
  - name of the credit provider and that Skyspan is a current credit provider to the Client;
  - whether the credit provider is a licensee;
  - type of consumer credit;
  - details concerning the Client's application for credit or commercial credit (e.g. date of commencement/termination of the credit account and the amount requested);
  - advice of consumer credit defaults (provided Skyspan is a member of an approved OAIC External Disputes Resolution Scheme), overdue accounts, loan repayments or outstanding monies which are overdue by more than sixty (60) days and for which written notice for request of payment has been made and debt recovery action commenced or alternatively that the Client no longer has any overdue accounts and Skyspan has been paid or otherwise discharged and all details surrounding that discharge (e.g. dates of payments);
  - information that, in the opinion of Skyspan, the Client has committed a serious credit infringement;



## Terms of Trade (cont)

- 15.5 If the Client is a consumer within the meaning of the CCA, Skyspan's liability is limited to the extent permitted by section 64A of Schedule 2.
- 15.6 If Skyspan is required to replace the Goods under this clause or the CCA, but is unable to do so, Skyspan may refund any money the Client has paid for the Goods.
- 15.7 If the Client is not a consumer within the meaning of the CCA, Skyspan's liability for any defect or damage in the Goods is:
- limited to the value of any express warranty or warranty card provided to the Client by Skyspan at Skyspan's sole discretion;
  - limited to any warranty to which Skyspan is entitled, if Skyspan did not manufacture the Goods;
  - otherwise negated absolutely.
- 15.8 Subject to this clause 15, returns will only be accepted provided that:
- the Client has complied with the provisions of clause 15.1; and
  - Skyspan has agreed that the Goods are defective; and
  - the Goods are returned within a reasonable time at the Client's cost (if that cost is not significant); and
  - the Goods are returned in as close a condition to that in which they were delivered as is possible.
- 15.9 Notwithstanding clauses 15.1 to 15.8 but subject to the CCA, Skyspan shall not be liable for any defect or damage which may be caused or partly caused by or arise as a result of:
- the Client failing to properly maintain or store any Goods;
  - the Client using the Goods for any purpose other than that for which they were designed;
  - the Client continuing the use of any Goods after any defect became apparent or should have become apparent to a reasonably prudent operator or user;
  - the Client failing to follow any instructions or guidelines provided by Skyspan; and
  - fair wear and tear, any accident, or act of God.
- 15.10 Skyspan may in its absolute discretion accept non-defective Goods for return in which case Skyspan may require the Client to pay handling fees of up to twenty percent (20%) of the value of the returned Goods plus any freight costs.
- 15.11 Notwithstanding anything contained in this clause if Skyspan is required by a law to accept a return, then Skyspan will only accept a return on the conditions imposed by that law.
- 15.12 Subject to clause 15.1, customised, or non-stocklist items or Goods made or ordered to the Client's specifications are not acceptable for credit or return.
- 16. Intellectual Property**
- 16.1 Where Skyspan has designed, drawn, or developed Goods for the Client, then the copyright in any designs and drawings and documents shall remain the property of Skyspan. Under no circumstances may such designs, drawings and documents be used without the express written approval of Skyspan.
- 16.2 The Client warrants that all designs, specifications, or instructions given to Skyspan will not cause Skyspan to infringe any patent, registered design or trademark in the execution of the Client's order and the Client agrees to indemnify Skyspan against any action taken by a third-party against Skyspan in respect of any such infringement.
- 16.3 The Client agrees that Skyspan may (at no cost) use for the purposes of marketing or entry into any competition, any documents, designs, drawings, or Goods which Skyspan has created for the Client.
- 17. Default and Consequences of Default**
- 17.1 Interest on overdue invoices shall accrue daily from the date when payment becomes due, until the date of payment, at a rate of two and a half percent (2.5%) per calendar month (and at Skyspan's sole discretion such interest shall compound monthly at such a rate) after as well as before any judgment.
- 17.2 If the Client owes Skyspan any money, the Client shall indemnify Skyspan from and against all costs and disbursements:
- incurred; and/or
  - which would be incurred and/or
  - for which by the Client would be liable;
- in regard to legal costs on a solicitor and own client basis incurred in exercising Skyspan's rights under these terms and conditions, internal administration fees, Skyspan's Contract fees owing for breach of these terms and conditions, including, but not limited to: contract default fees and/or recovery costs (if applicable), as well as bank dishonour fees.
- 17.3 Further to any other rights or remedies Skyspan may have under this Contract, if a Client has made payment to Skyspan, and the transaction is subsequently reversed, the Client shall be liable for the amount of the reversed transaction, in addition to any further costs incurred by Skyspan under this clause 17 where it can be proven that such reversal is found to be illegal, fraudulent or in contravention to the Client's obligations under this Contract.
- 17.4 Without prejudice to Skyspan's other remedies at law Skyspan shall be entitled to cancel all or any part of any order of the Client which remains unfulfilled and all amounts owing to Skyspan shall, whether or not due for payment, become immediately payable if:
- any money payable to Skyspan becomes overdue, or in Skyspan's opinion the Client will be unable to make a payment when it falls due;
  - the Client has exceeded any applicable credit limit provided by Skyspan;
  - the Client becomes insolvent, convenes a meeting with its creditors or proposes or enters into an arrangement with creditors, or makes an assignment for the benefit of its creditors; or
  - a receiver, manager, liquidator (provisional or otherwise) or similar person is appointed in respect of the Client or any asset of the Client.
- 18. Cancellation**
- 18.1 Without prejudice to any other remedies the parties may have, if at any time either party is in breach of any obligation (including those relating to payment) under these terms and conditions (**"the Breaching Party"**) the other party may suspend or terminate the supply or purchase of Goods and/or Services to the other party, with immediate effect, by providing the Breaching Party with written notice. Neither party will be liable for any loss or damage the other party suffers because one of the parties has exercised its rights under this clause.
- 18.2 If Skyspan, due to reasons beyond Skyspan's reasonable control, is unable to deliver any Goods and/or Services to the Client, Skyspan
- advice that the amount of the Client's overdue payment is equal to or more than one hundred and fifty dollars (\$150).
- 19.9** The Client shall have the right to request (by e-mail) from Skyspan:
- a copy of the Personal Information about the Client retained by Skyspan and the right to request that Skyspan correct any incorrect Personal Information; and
  - that Skyspan does not disclose any Personal Information about the Client for the purpose of direct marketing.
- 19.10** Skyspan will destroy Personal Information upon the Client's request (by e-mail) or if it is no longer required unless it is required to fulfil the obligations of this Contract or is required to be maintained and/or stored in accordance with the law.
- 19.11** The Client can make a privacy complaint by contacting Skyspan via e-mail. Skyspan will respond to that complaint within seven (7) days of receipt and will take all reasonable steps to reach a decision on the complaint within thirty (30) days of receipt of the complaint. If the Client is not satisfied with the resolution provided, the Client can make a complaint to the Information Commissioner at [www.oaic.gov.au](http://www.oaic.gov.au).
- 20. Building and Construction Industry Security of Payments Act 1999**
- 20.1 At Skyspan's sole discretion, if there are any disputes or claims for unpaid Goods and/or Services then the provisions of the Building and Construction Industry Security of Payments Act 1999 may apply.
- 20.2 Nothing in this Contract is intended to have the effect of contracting out of any applicable provisions of the Building and Construction Industry Security of Payments Act 1999 of New South Wales, except to the extent permitted by the Act where applicable.
- 21. Service of Notices**
- 21.1 Any written notice given under this Contract shall be deemed to have been given and received:
- by handing the notice to the other party, in person;
  - by leaving it at the address of the other party as stated in this Contract;
  - by sending it by registered post to the address of the other party as stated in this Contract;
  - if sent by facsimile transmission to the fax number of the other party as stated in this Contract (if any), on receipt of confirmation of the transmission;
  - if sent by email to the other party's last known email address.
- 21.2 Any notice that is posted shall be deemed to have been served, unless the contrary is shown, at the time when by the ordinary course of post, the notice would have been delivered.
- 22. Trusts**
- 22.1 If the Client at any time upon or subsequent to entering in to the Contract is acting in the capacity of trustee of any trust or as an agent for a trust ("Trust") then whether or not Skyspan may have notice of the Trust, the Client covenants with Skyspan as follows:
- the Contract extends to all rights of indemnity which the Client now or subsequently may have against the Trust, the trustees and the trust fund;
  - the Client has full and complete power and authority under the Trust or from the Trustees of the Trust as the case may be to enter into the Contract and the provisions of the Trust do not purport to exclude or take away the right of indemnity of the Client against the Trust, the trustees and the trust fund. The Client will not release the right of indemnity or commit any breach of trust or be a party to any other action which might prejudice that right of indemnity;
  - the Client will not during the term of the Contract without consent in writing of Skyspan (Skyspan will not unreasonably withhold consent), cause, permit, or suffer to happen any of the following events:
    - the removal, replacement or retirement of the Client as trustee of the Trust;
    - any alteration to or variation of the terms of the Trust;
    - any advancement or distribution of capital of the Trust; or
    - any resettlement of the trust fund or trust property.
- 23. General**
- 23.1 Any dispute or difference arising as to the interpretation of these terms and conditions or as to any matter arising herein, shall be submitted to, and settled by, mediation before resorting to any external dispute resolution mechanisms (including arbitration or court proceedings) by notifying the other party in writing setting out the reason for the dispute. The parties shall share equally the mediator's fees. Should mediation fail to resolve the dispute, the parties shall be free to pursue other dispute resolution avenues.
- 23.2 The failure by either party to enforce any provision of these terms and conditions shall not be treated as a waiver of that provision, nor shall it affect that party's right to subsequently enforce that provision. If any provision of these terms and conditions shall be invalid, void, illegal or unenforceable, that provision shall be severed from this Contract, and the validity, existence, legality, and enforceability of the remaining provisions shall not be affected, prejudiced, or impaired.
- 23.3 These terms and conditions and any Contract to which they apply shall be governed by the laws of New South Wales, the state in which Skyspan has its principal place of business and are subject to the jurisdiction of the Blacktown Courts in that state. These terms prevail over all terms and conditions of the Client (even if they form part of the Client's purchase order).
- 23.4 Skyspan may licence and/or assign all or any part of its rights and/or obligations under this Contract without the Client's consent provided the assignment does not cause detriment to the Client.



# Skyspan Online



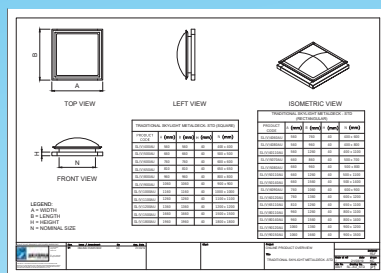
Visit [www.skyspan.com.au](http://www.skyspan.com.au) to view  
product pricing and order online.



## What you can do on the website:

- **View current pricing**  
All product pricing is listed clearly and kept up to date.
- **Access discount pricing**  
Log in or create an account to potentially unlock special discounts.
- **Order anytime**  
Submit orders online whenever it suits your schedule.
- **Download invoices and track orders**  
Keep a clear record of all past and current orders.

## Find product information, specifications, installation guides, and other resources in one place.





**SKYSPAN**  
AUSTRALIA PTY LTD

**1300 SKYSPAN (759 772)**

[sales@skyspan.com.au](mailto:sales@skyspan.com.au)

[skyspan.com.au](http://skyspan.com.au)