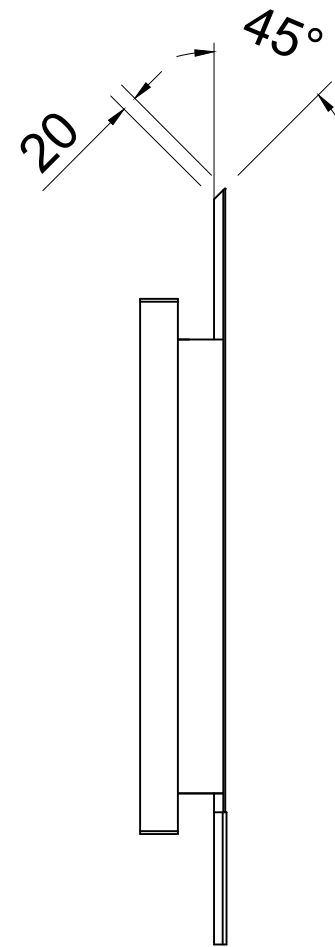
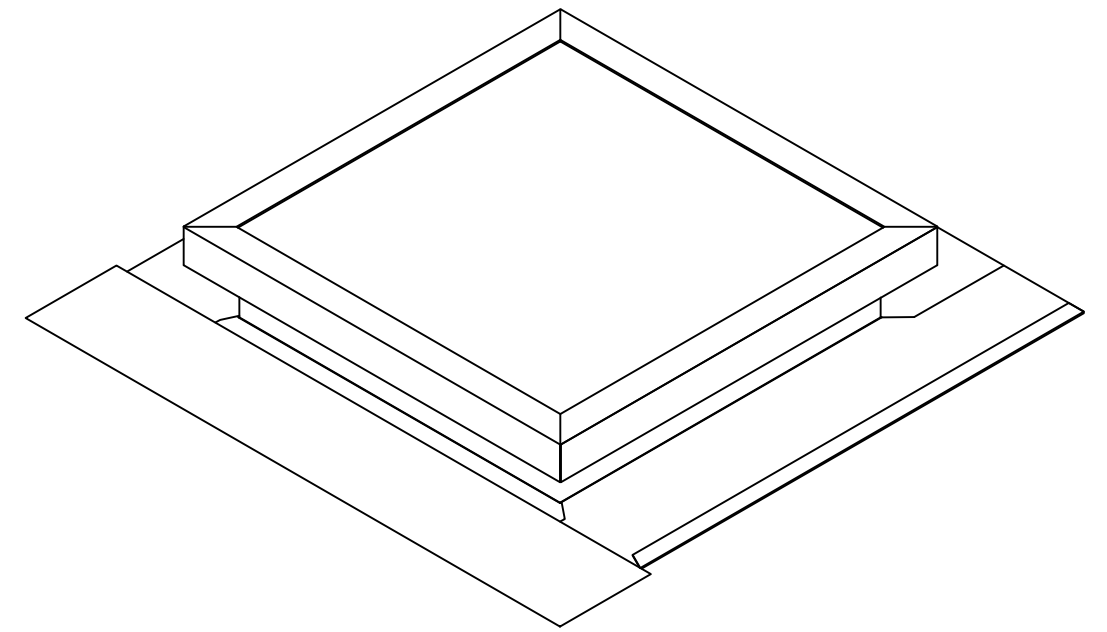


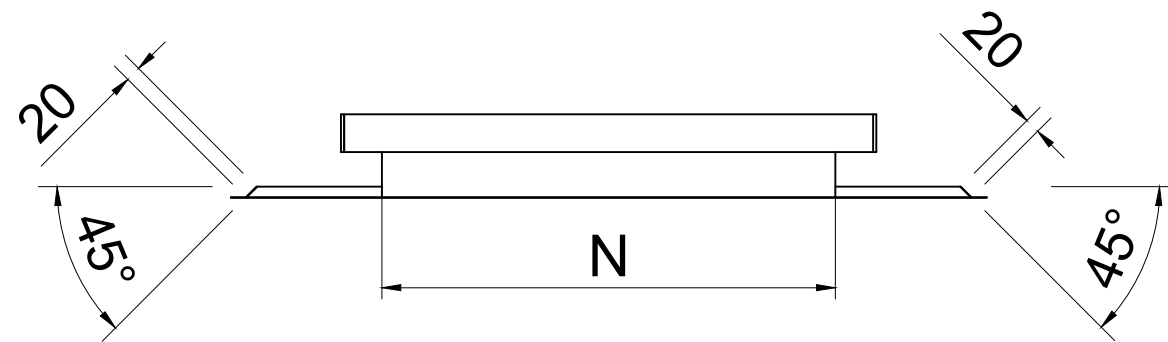
TOP VIEW



LEFT VIEW



ISOMETRIC VIEW



FRONT VIEW

LEGEND:
 A= WIDTH
 B= LENGTH
 N= NOMINAL SIZE

SKYWINDOW FIXED DOUBLE GLAZED - TILE (SQUARE)			
PRODUCT CODE	A (mm)	B (mm)	N (mm)
GSL400TU-DG	760	800	400 x 400
GSL500TU-DG	860	900	500 x 500
GSL600TU-DG	960	1000	600 x 600
GSL800TU-DG	1160	1200	800 x 800
GSL900TU-DG	1260	1300	900 x 900
GSL1000TU-DG	1360	1400	1000 x 1000
GSL1100TU-DG	1460	1500	1100 x 1100
GSL1200TU-DG	1560	1600	1200 x 1200

SKYWINDOW FIXED DOUBLE GLAZED - TILE (RECTANGULAR)			
PRODUCT CODE	A (mm)	B (mm)	N (mm)
GSL4060TU-DG	760	1000	400 x 600
GSL4080TU-DG	760	1200	400 x 800
GSL40110TU-DG	760	1500	400 x 1100
GSL5070TU-DG	860	1100	500 x 700
GSL50110TU-DG	860	1500	500 x 1100
GSL50140TU-DG	860	1800	500 x 1400
GSL6090TU-DG	960	1300	600 x 900
GSL60120TU-DG	960	1600	600 x 1200
GSL80110TU-DG	1160	1500	800 x 1100
GSL80140TU-DG	1160	1800	800 x 1400

DO NOT SCALE DRAWINGS, USE FIGURED DIMENSIONS



12 Turbo Road,
 Kings Park,
 NSW 2148
 © 2019 SkySpan
 All Rights Reserved.

COPYRIGHT: THE DESIGN AND DETAILS SHOWN ON THIS DRAWING ARE SPECIFIC TO THIS PROJECT ONLY AND MAY NOT BE REPRODUCED IN WHOLE OR IN PART OR BE USED FOR ANY OTHER PROJECT OR PURPOSE WITHOUT THE WRITTEN CONSENT OF SKYSPAN AUSTRALIA PTY LTD.

Rev.	Issue / Amendment	By	App. Date
P1	ONLINE OVERVIEW	KC	22/03/19

Client

Project
 ONLINE PRODUCT OVERVIEW

Title
 SKYWINDOW FIXED DOUBLE GLAZED - TILE

Designed		RF
Scale at A3	Date	Drawn
/	22/03/19	KC
Job No.	Drawing No.	Amdt.
	GSL_TU-DG	P1