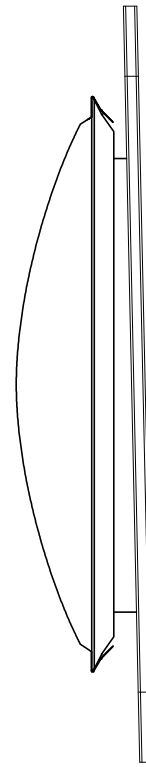
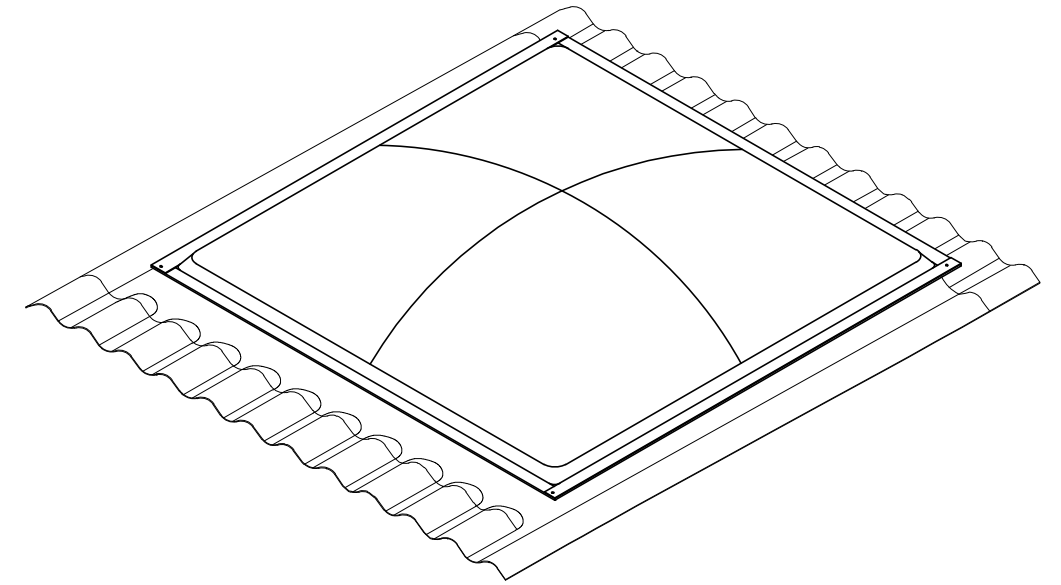


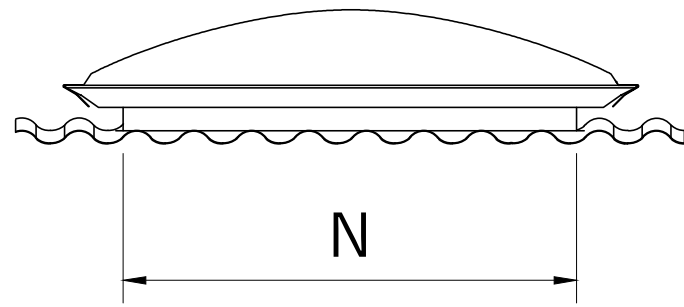
TOP VIEW



LEFT VIEW



ISOMETRIC VIEW



FRONT VIEW

LEGEND:

A= WIDTH
 B= LENGTH
 N= NOMINAL SIZE

TRADITIONAL SKYLIGHT - CORRIMATE (SQUARE)

PRODUCT CODE	A (mm)	B (mm)	N (mm)
SL(V)400CS	735	800	400x400
SL(V)500CS	810	900	500x500
SL(V)600CS	885	1000	600x600
SL(V)800CS	1110	1200	800x800
SL(V)900CS	1185	1300	900x900

TRADITIONAL SKYLIGHT - CORRIMATE (RECTANGULAR)

PRODUCT CODE	A (mm)	B (mm)	N (mm)
SL(V)4060CS	735	1000	400x600
SL(V)4080CS	735	1200	400x800
SL(V)5070CS	810	1100	500x700
SL(V)50110CS	810	1500	500x1100
SL(V)6090CS	885	1300	600x900
SL(V)60120CS	885	1600	600x1200
SL(V)80110CS	1110	1500	800x1100

DO NOT SCALE DRAWINGS, USE FIGURED DIMENSIONS



12 Turbo Road,
 Kings Park,
 NSW 2148
 © 2019 SkySpan
 All Rights Reserved.

COPYRIGHT: THE DESIGN AND DETAILS SHOWN ON THIS DRAWING ARE SPECIFIC TO THIS PROJECT ONLY AND MAY NOT BE REPRODUCED IN WHOLE OR IN PART OR BE USED FOR ANY OTHER PROJECT OR PURPOSE WITHOUT THE WRITTEN CONSENT OF SKYSPAN AUSTRALIA PTY LTD.

Rev.	Issue / Amendment	By	App. Date
P1	ONLINE OVERVIEW	KC	21/03/19

Client

Project
 ONLINE PRODUCT OVERVIEW

Title
 TRADITIONAL SKYLIGHT - CORRIMATE

Designed		Drawn
RLF		KC
Scale at A3	Date	
	21/03/19	
Job No.	Drawing No.	Amdt.
	SL-CS	P1